

**TECHNICAL MANUAL**  
**ORGANIZATIONAL, DIRECT SUPPORT**  
**AND GENERAL SUPPORT MAINTENANCE**  
**(INCLUDING DEPOT MAINTENANCE REPAIR**  
**PARTS AND SPECIAL TOOLS)**  
**FOR**  
**TERMINAL, TELEGRAPH AN/MSC-29**  
**(NSN 5805-01-542-7293)**  
**AND**  
**TERMINAL, TELEGRAPH**  
**AN/MSC-29A**  
**(NSN 5805-01-095-6233)**

---

**HEADQUARTERS, DEPARTMENT OF THE ARMY**

**25 MARCH 1983**

TECHNICAL MANUAL

No. 11-5805-312-24P



HEADQUARTERS  
DEPARTMENT OF THE ARMY  
WASHINGTON, DC, 25 March 1983

**ORGANIZATIONAL, DIRECT SUPPORT, AND  
GENERAL SUPPORT MAINTENANCE REPAIR  
PARTS AND SPECIAL TOOLS LISTS  
(INCLUDING DEPOT MAINTENANCE REPAIR  
PARTS AND SPECIAL TOOLS)  
FOR  
TERMINAL, TELEGRAPH AN/MSC-29  
(NSN 5805-01-542-7293)  
AND  
TERMINAL, TELEGRAPH AN/MSC-29A  
(NSN 5805-01-095-6233)**

**REPORTING ERRORS AND RECOMMENDING IMPROVEMENTS**

You can help improve this manual. If you find any mistakes or if you know of a way to improve the procedures, please let us know. Mail your letter, DA Form 2028 (Recommended Changes to Publications and Blank Forms), or DA Form 2028-2 located in the back of this manual direct to Commander, US Army Communications-Electronics Command and Fort Monmouth, ATTN: DRSEL-ME-MP, Fort Monmouth, NJ 07703. In either case, a reply will be furnished direct to you.

---

\*This manual supersedes TM 11-5805-312-25P, 30 October 1964, including Change 1, 7 October 1969.

Table of Contents

		Page	Illus Figure
SECTION I.	Introduction .....	1	
	II. Repair Parts List.....	5	
GROUP 00	Terminal, Telegraph AN/MSC-29 and AN/MSC-29A .....	5	1
01	Telegraph-Telephone Signal Converter TA-182/U (See TM 11-5805-247-34P for parts)		
02	Teletypewriter TT-4( )/TG (See TM 11-5815-206-34P-1 for parts) and AN/UGC-74A(V)3 (See TM 11-5815-602-34P for parts)		
03	Teletypewriter, Reperforator-Transmitter TT-76(A)/GGD (See TM 11-5815-238-34P for parts)		
04	Terminal, Telegraph TH-5/TG (See TM 11-5805-262-34P for parts and TH-22/TG (See TM 11-5805-356-34P-1 for parts)		
05	Switchboard, Telephone, Manual SB-22/PT (See TM 11-5805-262 for parts)		
06	Telephone Set TA-312/PT (See TM 11-5805-201-34P for parts)		
07	Communication Security Equipments KAM-1/TSEC, KAM-10/TSEC, KAM-41/TSEC and KAO-33/TSEC (See TM 11-2222, TD31W4-18-3, AFSAG 1207 and AFSAG 1207B for parts)		
GROUP 08	Shelter, Electrical Equipment S-176C/MSC-29 and S-176/MSC-MOD.....	9	2
	Shelter, Electrical Equipment S-176C/MSC-29 MOD.....	13	3
	Shelter, Electrical Equipment S-176C/MSC-29 and S-176C/MSC-29 MOD, Roadside Cabinets.....	17	4
	Shelter, Electrical Equipment S-176CIMSC-29 and S-176C/MSC-29 MOD, Front Wall Equipment .....	21	5
	Shelter, Electrical Equipment S-176C/MSC-29 and S-176C/MSC-29 MOD, Curbside Wall Equipment .....	25	6
	Shelter, Electrical Equipment S-176C/MSC-29 and S-176C/MSC-29 MOD, Curbside Cabinets.....	29	7
	Shelter, Electrical Equipment S-176C/MSC-29 MOD, Floor Plan.....	33	8
	Shelter, Electrical Equipment S-176/MSC-29 and S-176C/MSC-29 MOD, Ceiling Plan.....	37	9
	Shelter, Electrical Equipment, S-176C/MSC-29 MOD, Rear Wall .....	39	10
	Shelter, Electrical Equipment S-176C/MSC-29 MOD, Switchbox Assembly.....	41	11
	Shelter, Electrical Equipment, S-176C/MSC-29 MOD, Roadside Wall .....	45	12
	Mounting Plate Assembly, Printer.....	49	13
	Connector Box, 7 Cable .....	51	14
	Shelter, Electrical Equipment S-176C/MSC-29 and S-176C/MSC-29 MOD, Front Wall.....	53	15
	Shelter, Electrical Equipment S-176C/MSC-29 MOD, Roadside Wall .....	57	16
	Roadside Wall Connector Boxes.....	61	17
	Shelf Subassembly and Battery Box.....	63	18
	Switchbox Assemblies, Roadside Wall .....	65	19
	0801 Holder, Bracket Assembly.....	67	20
	0802 Interconnecting Box, Cable Assembly.....	71	21
	0803 Battery Holder.....	75	22
	0804 Switchbox Assembly .....	77	23
	0805 Shelf Subassembly .....	79	24
	0806 Cable Assembly.....	81	25
	0807 Cable Assembly.....	83	26
	0808 Cable Assembly.....	85	27
	0809 Cable Assembly.....	87	28
	0810 Cable Assembly, Signal.....	89	29
	0811 Cable Assembly, AC Power .....	91	30
	0812 Cable Assembly, Special Purpose .....	93	31
	Overhead Lamp Assembly, Fluorescent .....	97	32
	Blower Assembly.....	99	33
	0813 Power and Signal Installation.....	105	34
SECTION III.	Special Tools List (Not applicable)		
IV.	National Stock Number and Part Number Index .....	107	

**SECTION I**  
**INTRODUCTION**

---

**1. Scope**

This manual lists spares and repair parts; special tools; special test, measurement, and diagnostic equipment (TMDE), and other special support equipment required for performance of organizational, direct support, and general support maintenance of the AN/MSC-29 and AN/MSC-29A. It authorizes the requisitioning and issue of spares and repair parts as indicated by the source and maintenance codes.

**2. General**

This Repair Parts and Special Tools List is divided into the following sections:

- a. *Section II. Repair Parts List.* A list of spares and repair parts authorized for use in the performance of maintenance. The list also includes parts which must be removed for replacement of the authorized parts. Parts lists are composed of functional groups in numeric sequence, with the parts in each group listed in figure and item number sequence.
- b. *Section III. Special Tools List.* Not applicable.
- c. *Section IV. National Stock Number and Part Number Index.* A list, in National item identification number (NIIN) sequence, of all National stock numbers (NSN) appearing in the listings, followed by a list, in alphameric sequence, of all part numbers appearing in the listings. National stock numbers and part numbers are cross-referenced to each illustration figure and item number appearance.

**3. Explanation of Columns**

- a. *Illustration.* This column is divided as follows:
  - (1) *Figure number.* Indicates the figure number of the illustration on which the item is shown.
  - (2) *Item number.* The number used to identify item called out in the illustration.
- b. *Source, Maintenance, and Recoverability (SMR) Codes.*
  - (1) *Source code.* Source codes indicate the manner of acquiring support items for maintenance, repair, or overhaul of end items. Source codes are entered in the first and second positions of the Uniform SMR Code format as follows:

Code	Definition
PA	- Item procured and stocked for anticipated or known usage.
PB	- Item procured and stocked for insurance purpose because essentiality dictates that a minimum quantity be available in the supply system.
PD	- Support item, excluding support equipment, procured for initial issue or outfitting and stocked only for subsequent or additional initial issues or outfittings. Not subject to automatic replenishment.
PF	- Support equipment which will not be stocked but which will be centrally procured on demand.
MD	- Item to be manufactured or fabricated at the depot maintenance level.
XA	- Item is not procured or stocked because the requirements for the item will result in the replacement of the next higher assembly.
XB	- Item is not procured or stocked. If not available through salvage, requisition.
XD	- A support item that is not stocked. When required, item will be procured through normal supply channels.

**NOTE**

Cannibalization or salvage may be used as a source of supply for any items source coded above except those coded XA and aircraft support items as restricted by AR 700-42.

- (2) *Maintenance code.* Maintenance codes are assigned to indicate the levels of maintenance authorized to USE and REPAIR support items. The maintenance codes are entered in the third and fourth positions of the Uniform SMR Code format as follows:
  - (a) The maintenance code entered in the third position will indicate the lowest maintenance level authorized to remove, replace, and use the support item. The maintenance code entered in the third position will indicate one of the following levels of maintenance:

<i>Code</i>	<i>Application/Explanation</i>
O	- Support item is removed, replaced, used at the organizational level.
F	- Support item is removed, replaced, used at the direct support level.
<i>(b) The maintenance code entered in the fourth position indicates whether the item is to be repaired and identifies the lowest maintenance level with the capability to perform complete repair (i.e., all authorized maintenance functions). This position will contain one of the following maintenance codes:</i>	
<i>Code</i>	<i>Application/Explanation</i>
F	- The lowest maintenance level capable of complete repair of the support item is the direct support level.
D	- The lowest maintenance level capable of complete repair of the support item is the depot level.
L	- Repair restricted to designated specialized repair activity.
Z	- Nonreparable. No repair is authorized.

*(3) Recoverability code.* Recoverability codes are assigned to support items to indicate the disposition action on unserviceable items. The recoverability code is entered in the fifth position of the Uniform SMR Code format as follows:

<i>Recoverability Code</i>	<i>Definition</i>
Z	- Nonreparable item. When unserviceable, condemn and dispose at the level indicated in position 3.
F	- Repairable item. When uneconomically repairable, condemn and dispose at the direct support level.
D	- Repairable item. When beyond lower level repair capability, return to depot. Condemnation and disposal not authorized below depot level.
L	- Repairable item. Repair, condemnation, and disposal not authorized below depot/specialized repair activity level.

*c. National Stock Number.* Indicates the National stock number assigned to the item and will be used for requisitioning purposes.

*d. Federal Supply Code for Manufacturer (FSCM).* The FSCM is a 5-digit numeric code listed in SB 708-41/42 which is used to identify the manufacturer, distributor, or Government agency, etc.

*e. Part Number.* Indicates the primary number used by the manufacturer (individual, company, firm, corporation, or Government activity), which controls the design and characteristics of the item by means of its engineering drawings, specifications, standards, and inspection requirements to identify an item or range of items.

**NOTE**

When a stock numbered item is requisitioned, the repair part received may have a different part number than the part being replaced.

*f. Description.* Indicates the Federal item name and, if required, a minimum description to identify the item.

*g. Unit of Measure (U/M).* Indicates the standard of the basic quantity of the listed item as used in performing the actual maintenance function. This measure is expressed by a two-character alphabetical abbreviation (e.g., ea, in, pr, etc). When the unit of measure differs from the unit of issue, the lowest unit of issue that will satisfy the required units of measure will be requisitioned.

*h. Quantity Incorporated in Unit.* Indicates the quantity of the item used in the breakout shown on the illustration figure, which is prepared for a functional group, subfunctional group, or an assembly. A "V" appearing in this column in lieu of a quantity indicates that no specific quantity is applicable, (e.g., shims, spacers, etc).

**4. Special Information**

*a.* Detailed manufacturing instructions for items source coded to be manufactured or fabricated are found in are listed immediately following the item to be assembled.

- b.* The following publications pertain to the AN/MSC-29 and AN/MSC-29A and its components:
- TM 11-5805-201-12, Telephone Set, TA-312/PT.
  - TM 11-5805-201-20P, Telephone Set, TA-312/PT.
  - TM 11-5805-201-34P, Telephone Set, TA-312/PT.
  - TM 11-5805-247-12, Telegraph-Telephone Signal, TA-182/U.
  - TM 11-5805-247-20P, Telegraph-Telephone Signal, TA-182/U.
  - TM 11-5805-247-34P, Converter, Telegraph-Telephone Signal, TA-182/U.
  - TM 11-5805-262-12, Switchboards, Telephone, Manual, SB-22/PT and SB-22A/PT and Adapter, Tone Signaling, TA-977/PT.
  - TM 11-5805-262-20P, Switchboards, Telephone, Manual, SB-22/PT and SB-22A/PT
  - TM 11-5805-262-34P, Switchboards, Telephone, Manual, SB-22/PT and SB-22A/PT.
  - TM 11-5805-356-12, Terminal Telegraph-Telephone, AN/TTC-29 (Including Terminal Telegraph-Telephone TH-22/TG) and Converter, Telegraph-Telephone Signal, CV-425/U.
  - TM 11-5805-356-34P-1, Terminal Telegraph, TH-22/TG and Filter Assembly, Electrical, F-316/U.

- TM 11-5815-206-12, Teletypewriter Sets, AN/PGC-1 and AN/PGC-3 and Teletypewriters, TT-4A/TG, TT-4B/TG, TT-4C/TG, TT-335/TG, TT-537/TG, TT-698/TG, TT-698A/TG, TT-698B/TG, TT-698C/TG, TT-722/TG and TT-722A/TG,.
- TM 11-5815-206-20P, Teletypewriter Sets, AN/PGC-1 and AN/PGC-3 and Teletypewriters, TT-4A/TG, TT-4B/TG, TT-4C/TG, TT-335/TG, TT-537/TG, TT-698/TG, TT-698A/TG, TT-698B/TG, TT-698C/TG, TT-722/TG and TT-722A/TG.
- TM 11-5815-206-34P-1, Teletypewriter Sets, AN/PGC-1 and AN/PGC-3 and Teletypewriters, TT-4A/TG, TT-4B/TG, TT-4C/TG, TT-335/TG, TT-537/TG, TT-698/TG, TT-698A/TG, TT-698B/TG, TT-698C/TG, TT-722/TG and TT-722A/TG.
- TM 11-5815-238-12, Teletypewriter Sets, AN/GGC-3, AN/GGC-3A, AN/GGC-53 and AN/GGC-53A and Teletypewriter-Reperforator-Transmitters, TT-76/GGC, TT-76A/GGC, TT-76B/GGC, TT-76C/GGC, TT-699/GGC, TT-699A/GGC, TT-699B/GGC and TT-699C/GGC.
- TM 11-5815-238-20P, Teletypewriter Sets, AN/GGC-3, AN/GGC-3A, AN/GGC-53 and AN/GGC-53A and Teletypewriter-Reperforator-Transmitters, TT-76/GGC, TT-76A/GGC, TT-76B/GGC, TT-76C/GGC, TT-699/GGC, TT-699A/GGC, TT-699B/GGC and TT-699C/GGC.
- TM 11-5815-238-34P, Teletypewriter Sets, AN/GGC-3, AN/GGC-3A, AN/GGC-53 and AN/GGC-53A and Teletypewriter-Reperforator-Transmitters, TT-76/GGC, TT-76A/GGC, TT-76B/GGC, TT-76C/GGC, TT-699/GGC, TT-699A/GGC, TT-699B/GGC and TT-699C/GGC.
- TM 11-5815-602-12, Terminal Communications, AN/UGC-74A(V)3.
- TM 11-5815-602-20P, Terminal Communications, An/UGC-74A(V)3.
- TM 11-5815-602-34P, Terminal Communications, AN/UGC-74A(V)3.

c. National stock numbers (NSN's) that are missing from P source coded items have been applied for and will be added to this TM by future change/revision when they are entered in the Army Master Data File (AMDF). Until the NSN's are established and published, submit exception requisitions to: Commander, US Army Communications-Electronics Command and Fort Monmouth, ATTN: DRSEL-MM, Fort Monmouth, NJ 07703 for the part required to support your equipment.

## 5. How to Locate Repair Parts

a. When National stock number or part number is unknown.

(1) *First.* Using the table of contents, determine the functional group within which the item belongs, This is necessary since illustrations are prepared for functional groups and listings are divided into the same groups.

(2) *Second.* Find the illustration covering the functional group to which the item belongs.

(3) *Third.* Identify the item on the illustration and note the illustration figure and item number of the item.

(4) *Fourth.* Using the Repair Parts Listing, find the figure and item number noted on the illustration.

b. When National stock number or part number is known.

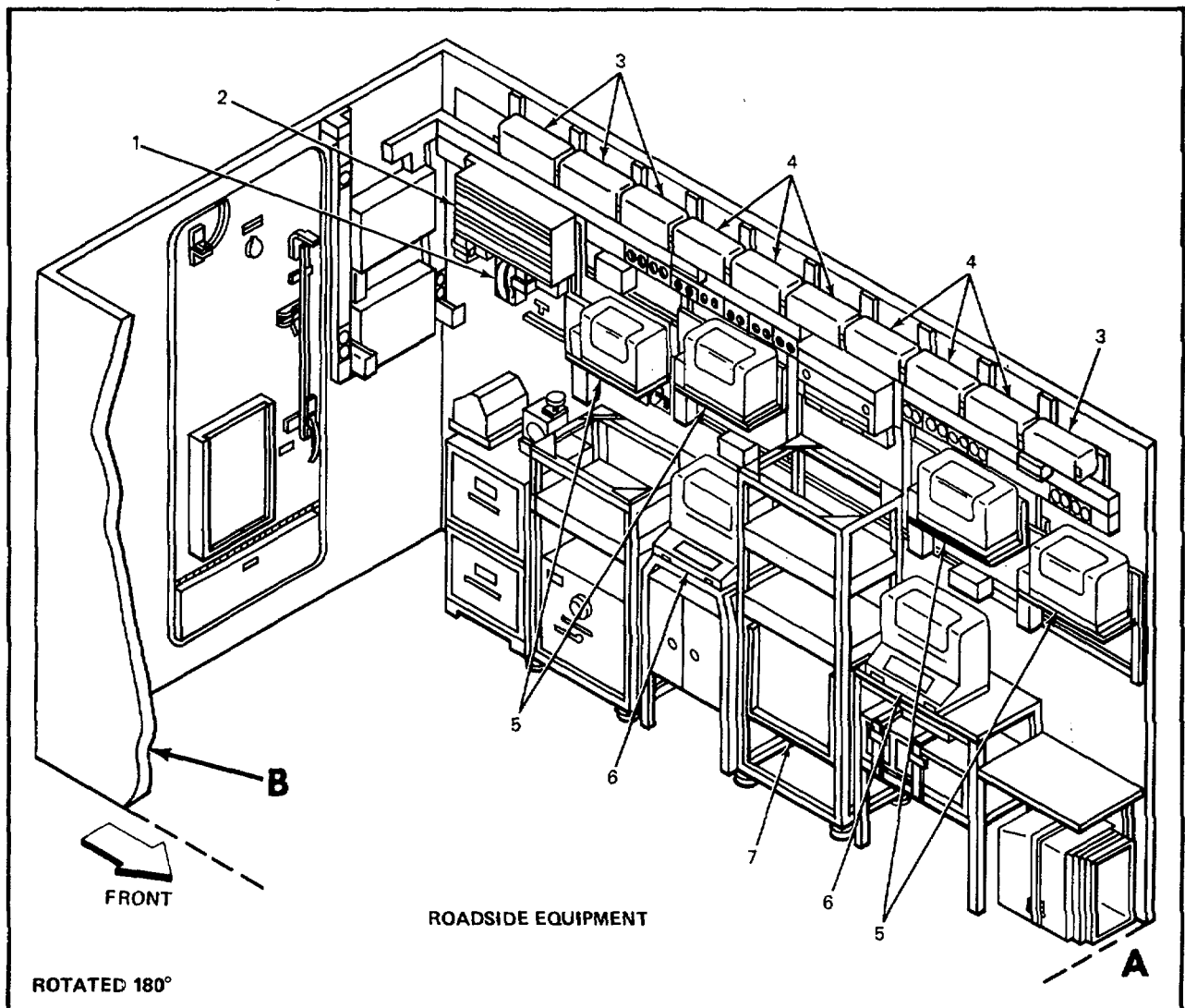
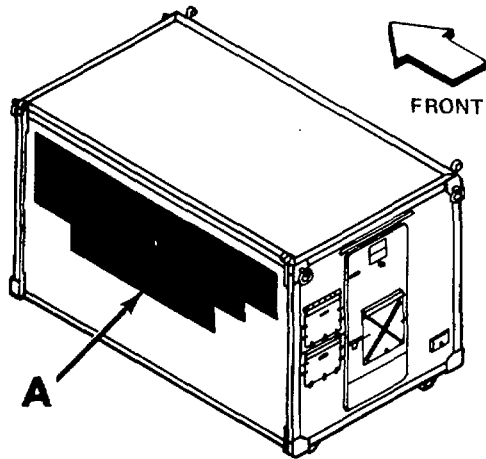
(1) *First.* Using the Index of National Stock Numbers and Part Numbers, find the pertinent National stock number or part number. This index is in NIIN sequence followed by a list of part numbers in alphameric sequence, cross-referenced to the illustration figure number and item number.

(2) *Second.* After finding the figure and item number, locate the figure and item number in the repair parts list.

## 6. Abbreviations

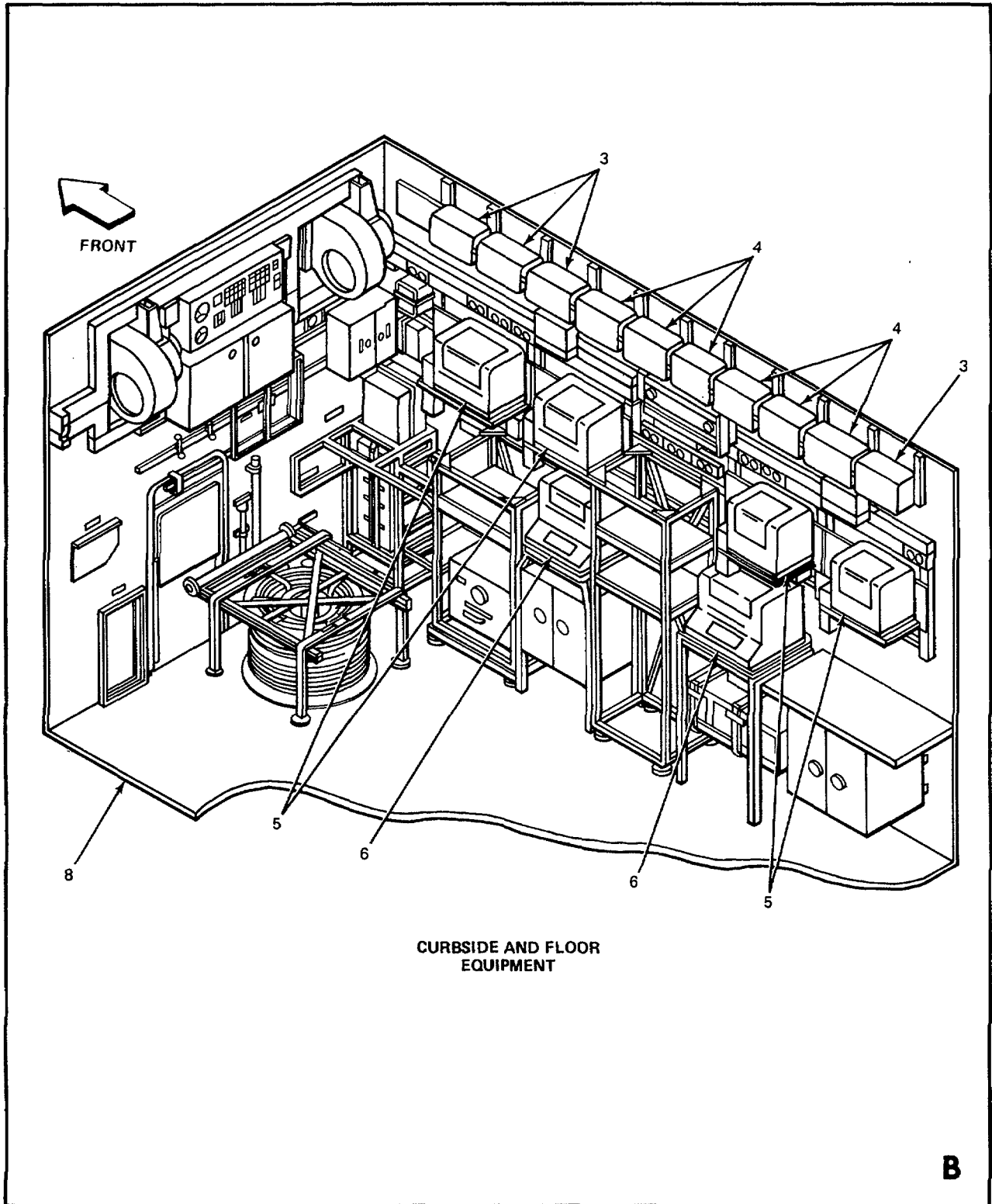
Not applicable.

(Next printed page is 4.1)



EL8KR001

Figure 1. Terminal, Telegraph AN/MSC-29 and AN/MSC-29A (Sheet 1 of 2).



EL8KR002

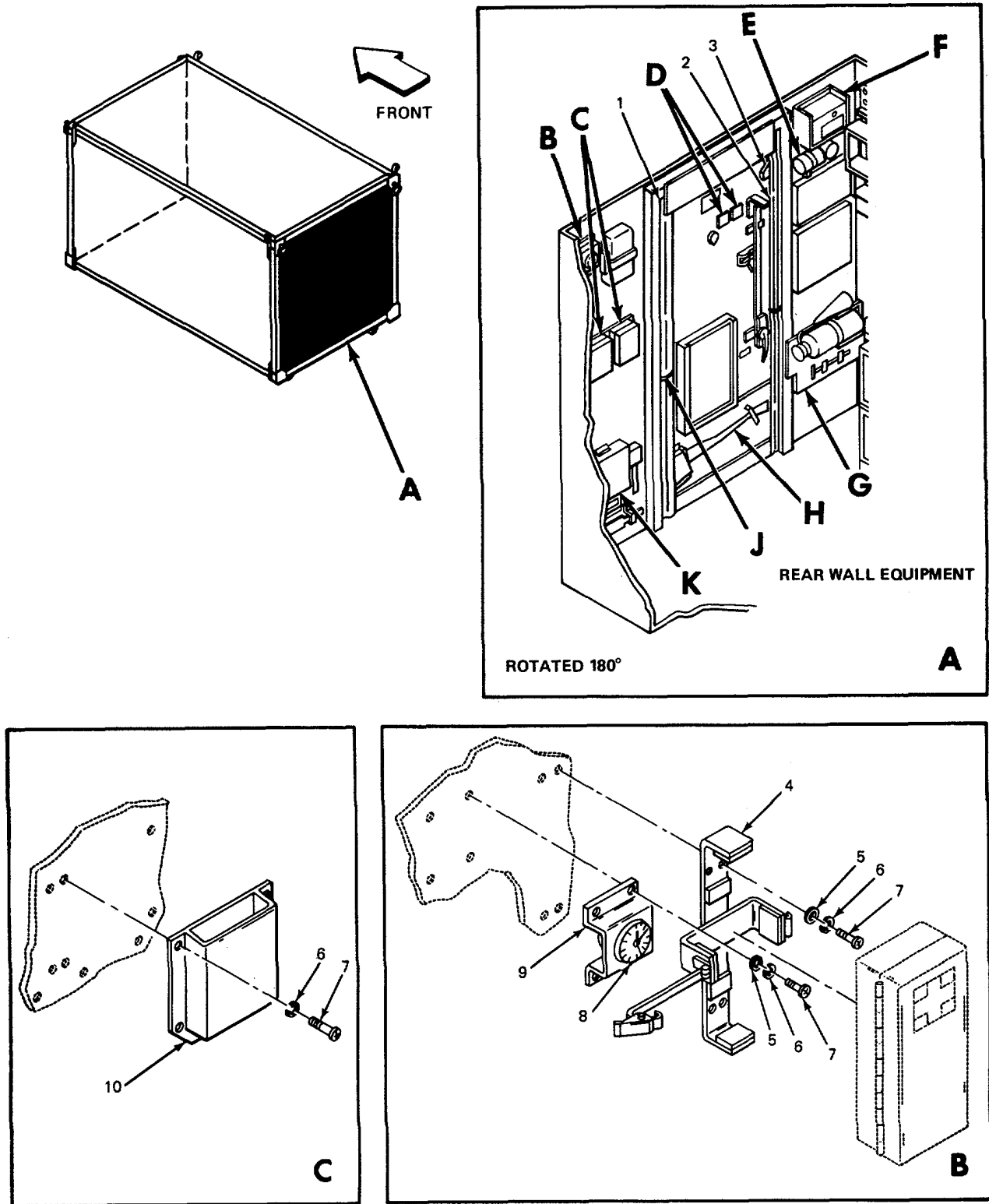
Figure 1. Terminal, Telegraph AN/MSC-29 and AN/MSC-29A (Sheet 2 of 2).



**SECTION II**

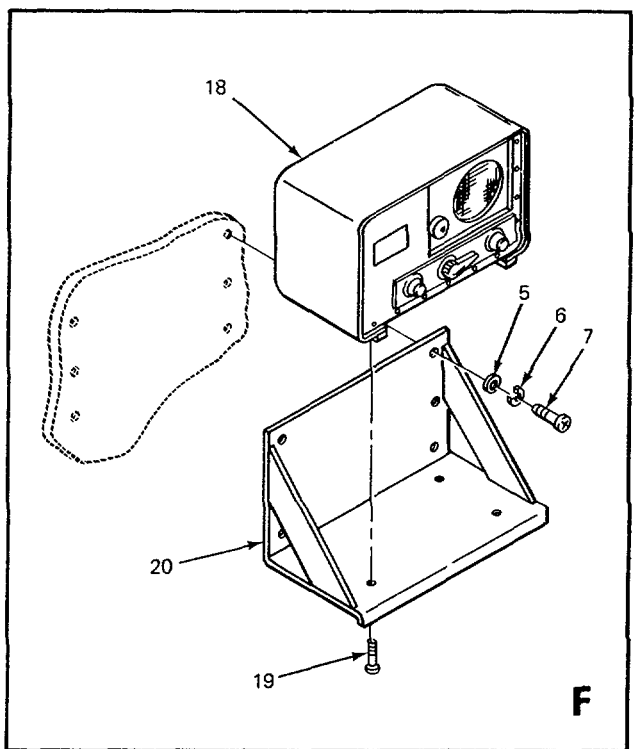
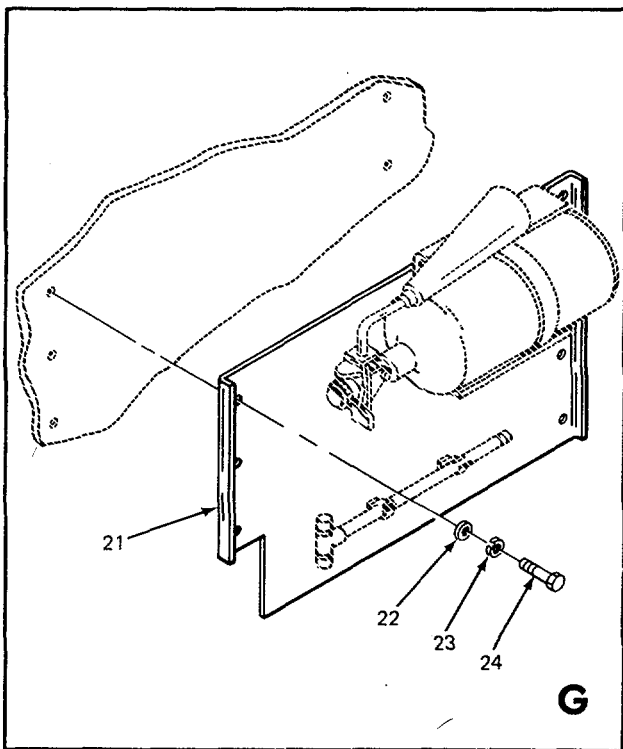
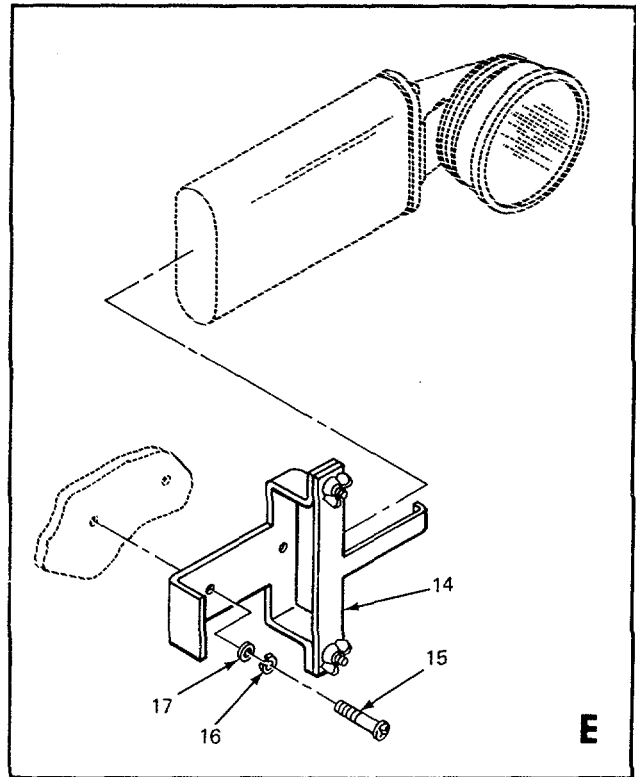
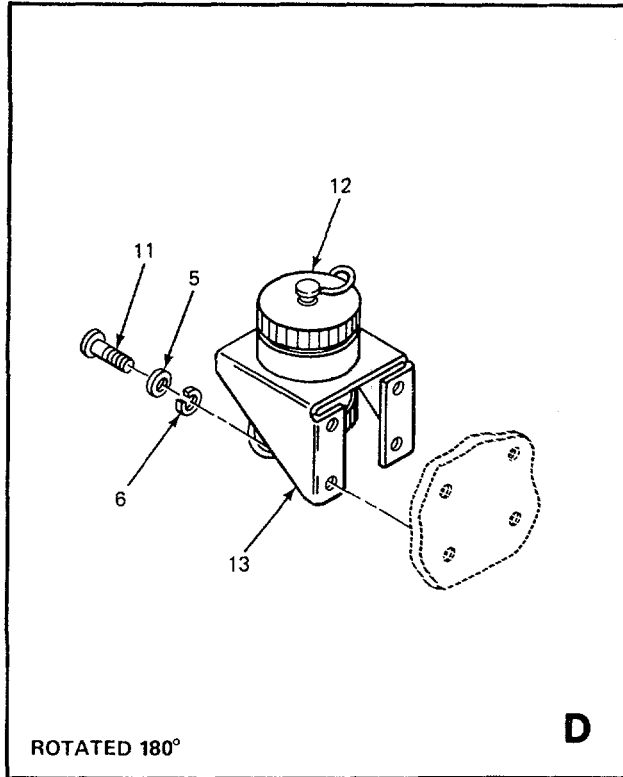
**TM 11-5805-312-24P**

(1) ILLUS- TRATION		(2)	(3)	(4)	(5)	(6)	(7)	(8)
(a) FIG NO.	(b) ITEM NO.	SMR CODE	NATIONAL STOCK NUMBER	FSCM	PART NUMBER	DESCRIPTION	USABLE ON CODE	U/M INC IN UNIT
						<b>GROUP 00 TERMINAL TELEGRAPH AN/MSC-29 AND AN/MSC-29A</b>		
1	1	PDODD	5805-00-543-0012	80058	TA-312/PT	TELEPHONE SET .....	EA	1
1	2	PDODD	5805-00-715-6171	80058	SB-22A/PT	SWITCHBOARD TELEPHO.....	EA	1
1	3	PDOOD	5805-00-263-3326	80058	TA-182/U	CONVERTER, TELEGRAPH .....	EA	8
1	4	PAOFO	5805-00-315-2858	80058	TH-5TG	TERMINAL TELEGRAP. OR .....	EA	12
1	4	PDOOD	5805-00-907-8300	80058	TH-22	TERMINAL TELEGRAPH. OR .....	EA	12
1	5	PFPDD		96906	TT76AGGC	TELETYPEWRITER .....	EA	8
1	6	PDOZZ	5915-00-941-9779	80058	F-316/U	FILTER ASSEMBLY, EL .....	EA	8
1	6	PDOOD	5815-01-062-8194	80058	AN/UGC-74A(V)3	TERMINAL, COMM.....	EA	4
1	7	PDODD		80058	KAM-10/TSEC	COMN SECURITY SYS. OR .....	EA	1
1	7	PDODD		80058	KAM-10/TSEC	COMM SECURITY SYS. OR .....	EA	1
1	7	PDODD		80058	DAM-41/TSEC	COMM SECURITY SYS. OR .....	EA	1
1	7	PDODD		80058	KAD-33/TSEC	COMM SECURITY SYS. OR .....	EA	1
1	8	PDFOD		80058	S-176C/MSC-29 MOD	SHELTER. ELEC EQPT .....	EA	1



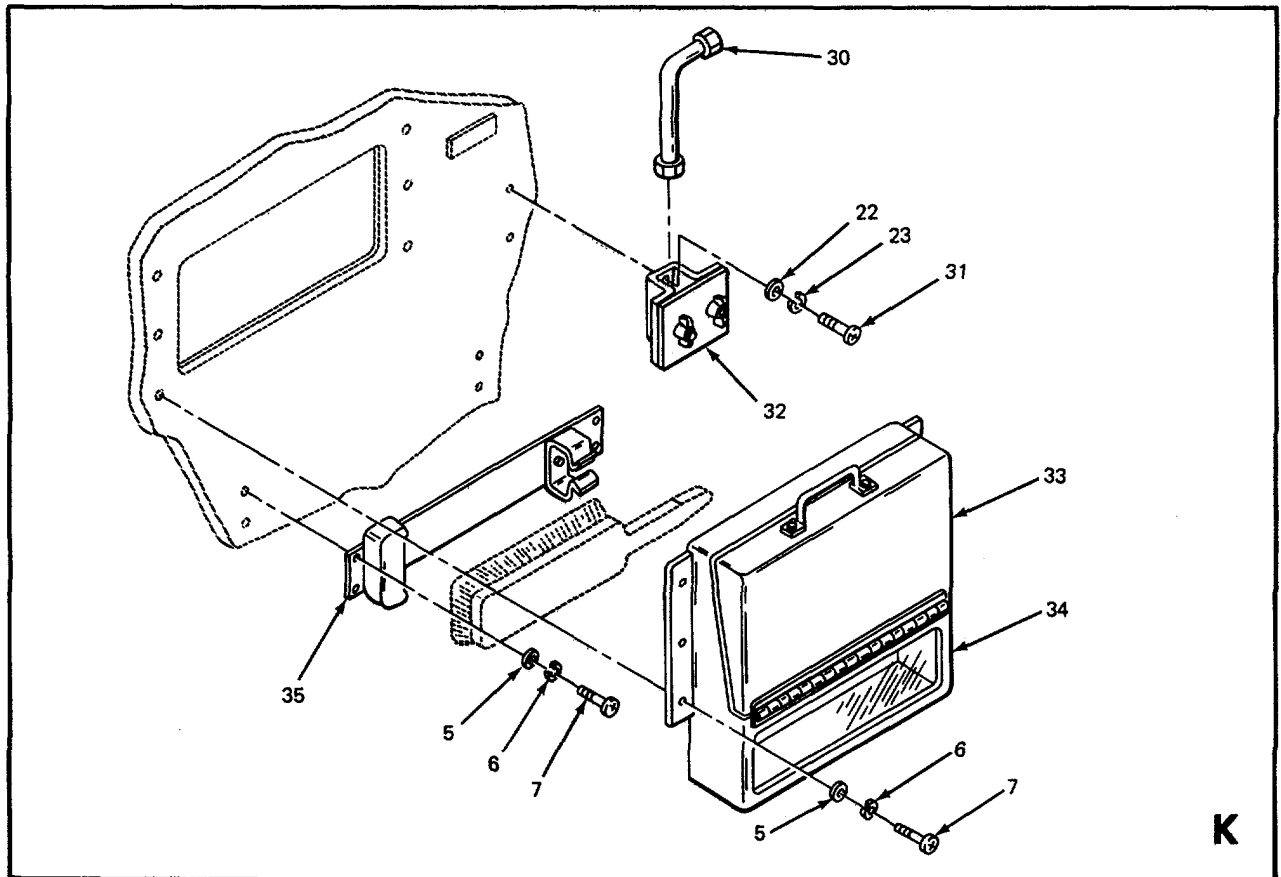
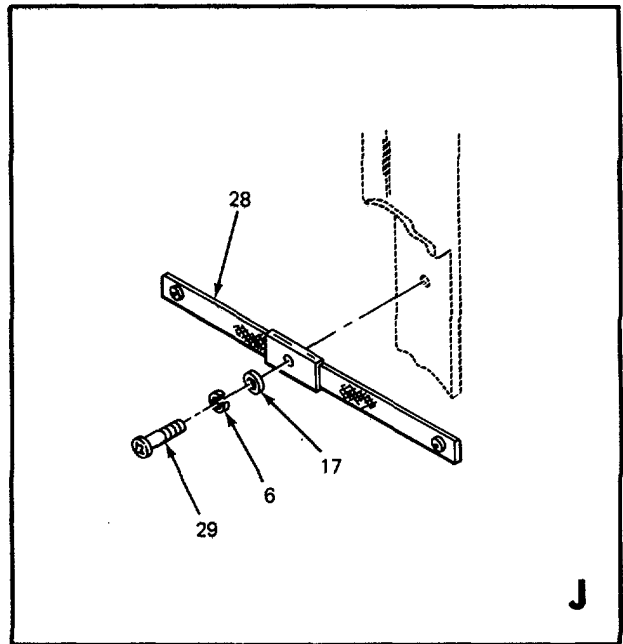
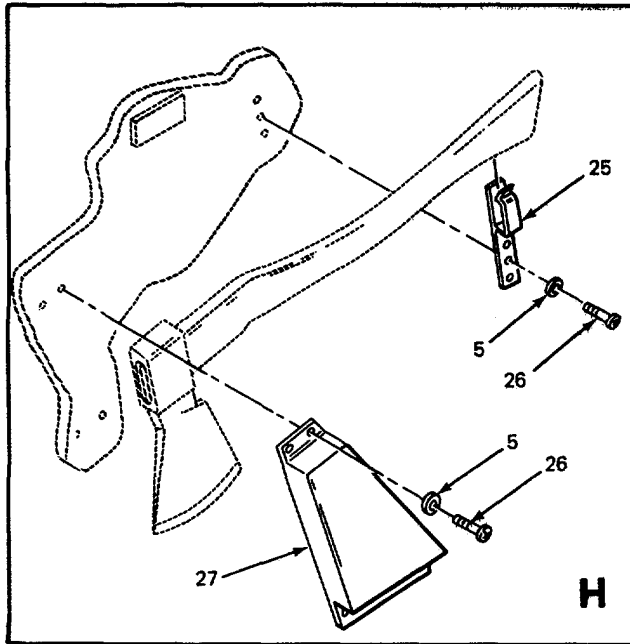
EL8KR003

Figure 2. Shelter, Electrical Equipment S-176C/MS-29 and S-176C/MS-29 MOD, Rear Wall Equipment (Sheet 1 of 3).



EL8KR004

Figure 2. Shelter, Electrical Equipment S-176C/MS-29 and S-176C/MS-29 MOD, Rear Wall Equipment (Sheet 2 of 3).



EL8KR005

Figure 2. Shelter, Electrical Equipment S-176C/MS-29 and S-176C/MS-29 MOD, Rear Wall Equipment (Sheet 3 of 3).

SECTION II

TM 11-5805-312-24P

(1) ILLUS- TRATION		(2)	(3)	(4)	(5)	(6)	(7)	(8)
(a) FIG NO.	(b) ITEM NO.	SMR CODE	NATIONAL STOCK NUMBER	FSCM	PART NUMBER	DESCRIPTION	USABLE ON CODE	U/M QTY INC IN UNIT
						<b>GROUP 08 SHELTER,ELECTRICAL EQUIPMENT</b>		
						<b>S-176C/MSC-29 AND S-176C/MSC-29 MOD</b>		
2	1	XDFZZ		80063	SM-D-475348-2	CURTAIN CURBSIDE .....	EA	1
2	2	XDFZZ		80063	SM-D-475348-1	CURTAIN.ROADSIDE .....	EA	1
2	3	XDFZZ		80063	SM-B-418310	BRACKET ASSY.BO SW .....	EA	1
2	4	XDFZZ		80063	SM-D-476000	POWER AND SIG INSTL.....	EA	1
2	4	XDFZZ		80063	SM-C-478192	HOLDER ASSY FIRST AID KIT .....	EA	1
2	5	PAFZZ	5310-00-809-8544	96906	MS17183-7	WASHER.FLAT .....	EA	39
2	6	XBFZZ	5310-00-013-1182	96906	MS35337-23	WASHER,LOCK .....	EA	39
2	7	PAFZZ	5305-00-984-6193	96906	MS35206-245	SCREW,MACHINE .....	EA	28
2	8	PAFZZ		80063	SM-D-475754-19	CLOCK,MESSAGE CTR .....	EA	1
2	9	XDFZZ		80063	SM-C-477287	BRACKET.CLOCK.....	EA	1
2	10	XDFZZ		80063	SM-C-476814	HOLDER,INSTRUCTIONS.....	EA	2
2	11	PAFZZ	5305-00-984-6196	96906	MS35206-248	SCREW,MACHINE .....	EA	8
2	12	PAFZZ		80063	SM-B-335344	ADAPTER.CONNECTOR. ....	EA	2
2	13	PAFZZ		80063	SM-C-475300	BRACKET ASSY,CONN.....	EA	2
2	14	XDFZZ		80063	SM-C-476134	HOLDER,LANTERN .....	EA	1
2	15	PAFZZ	5305-00-989-7435	96906	MS35207-264	SCREW,MACHINE .....	EA	2
2	16	PAFZZ	5310-00-045-3296	96906	MS35337-24	WASHER,LOCK .....	EA	2
2	17	PAFZZ	5310-00-809-8546	96906	MS27183-8	WASHER,FLAT .....	EA	3
2	18	PAFZZ		80063	SC-A-46658	INTERCOMMUNICATION LS-147C/F(MOD) .....	EA	1
2	19	PAFZZ	5305-00-984-4993	96906	MS35206-233	SCREW,MACHNE .....	EA	4
2	20	XDFZZ		80063	SM-C-475166	TRAY,INTERCOM .....	EA	1
2	21	PAFZZ		80063	SM-D-475907	PLATE ASSEMBLY.....	EA	1
2	22	PAFZZ	5310-00-081-4219	96906	MS27183-12	WASHER,FLAT .....	EA	9
2	23	PAFZZ	5310-00-582-5965	96906	MS35338-44	WASHERLOCK .....	EA	9
2	24	PAFZZ		96906	MS35291-6	SCREW,CAP,HEX HD .....	EA	4
2	25	XDFZZ		80063	SM-8-478266	BRACKET,AXE HANDLE .....	EA	1
2	26	PAFZZ		96906	MS24625-30	SCREW,TAPPING,THREA.....	EA	4
2	27	XDFZZ		80063	SM-C-478265	BRACKET,AXE .....	EA	1
2	28	PAFZZ		80063	SM-B-478316	STRAP ASSEMBLY .....	EA	1
2	29	PAFZZ	5305-00-993-1848	96906	MS35207-265	SCREW,MACHINE .....	EA	4
2	30	PAFZZ		80063	SM-B-478270	KEY HEX .....	EA	1
2	31	PAFZZ		96906	MS35208-70	SCREW,MACHINE .....	EA	2
2	32	XDFZZ		80063	SM-B-478182	CLAMP ASSY.DRAIN WR.....	EA	1
2	33	PAFZZ		80063	SM-C-475897	COVER ASSY .....	EA	1
2	34	XDFZZ		80063	SM-C-475898	BOX ASSY,MESSAGE .....	EA	1
2	35	XDFZZ		80063	SM-B-475383	HOLDER,BRUSH.....	EA	1

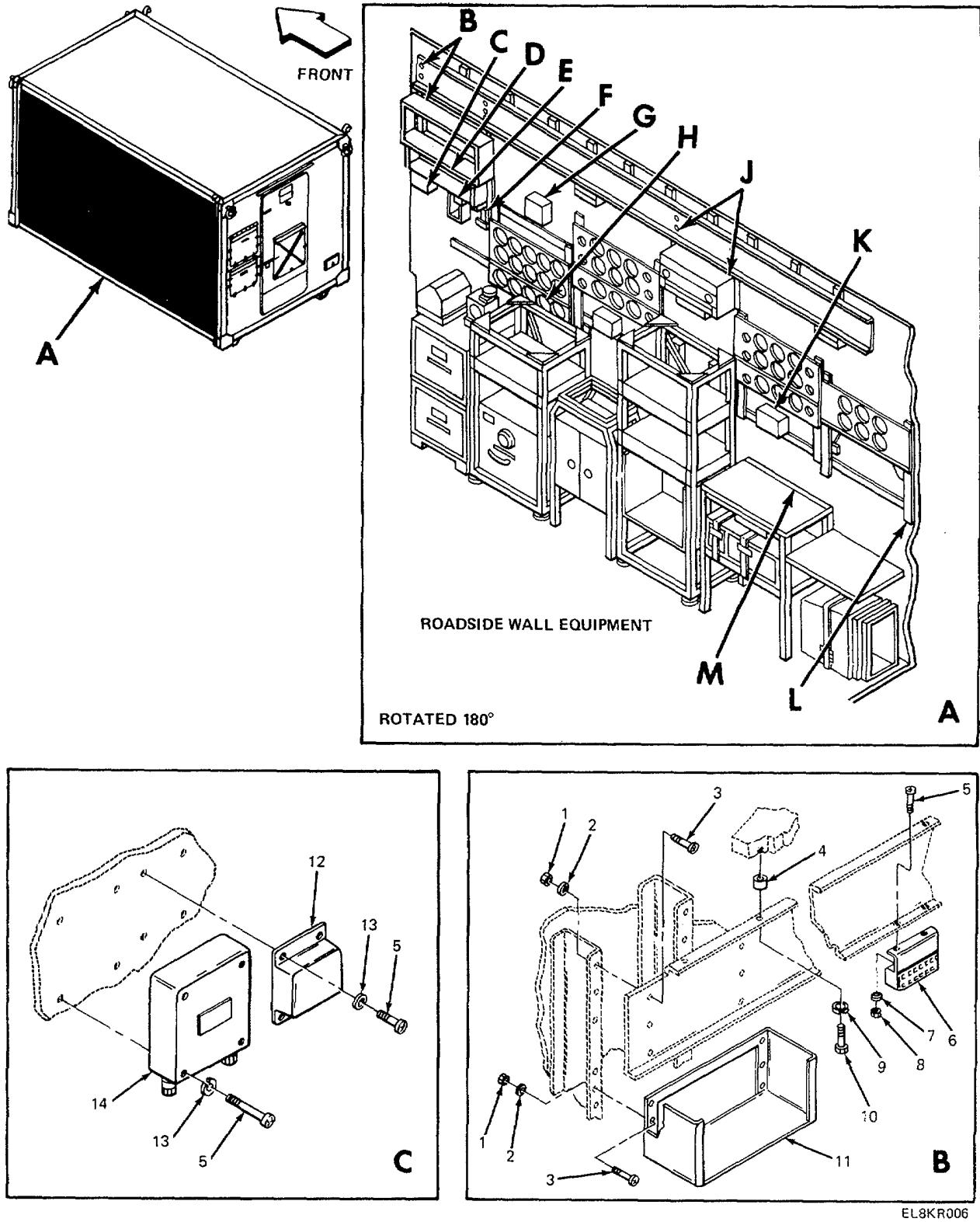
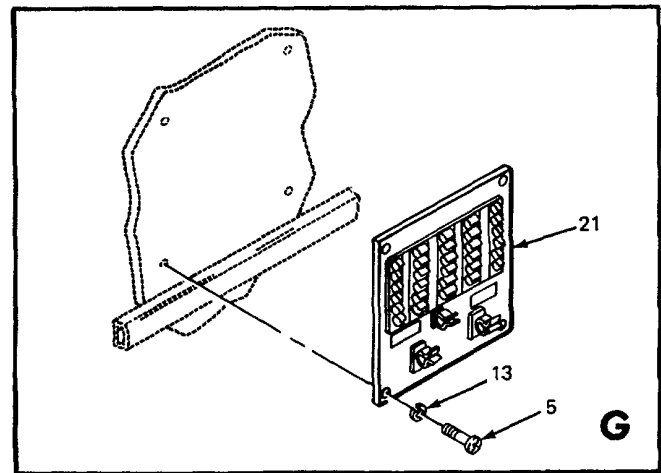
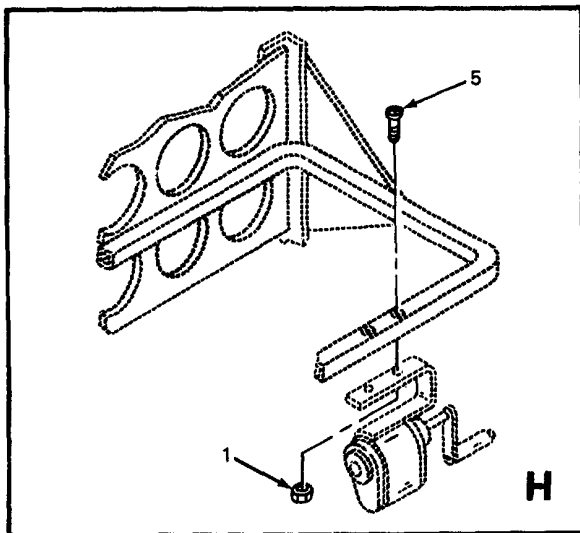
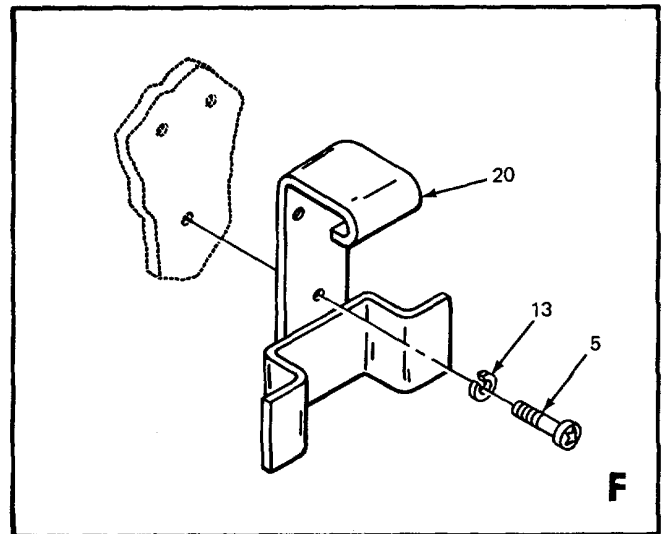
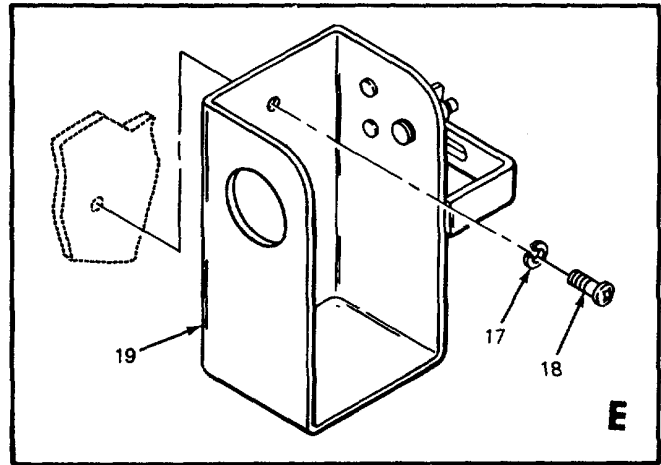
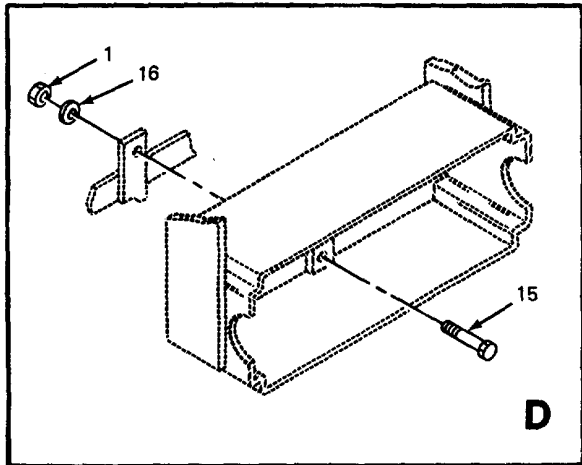
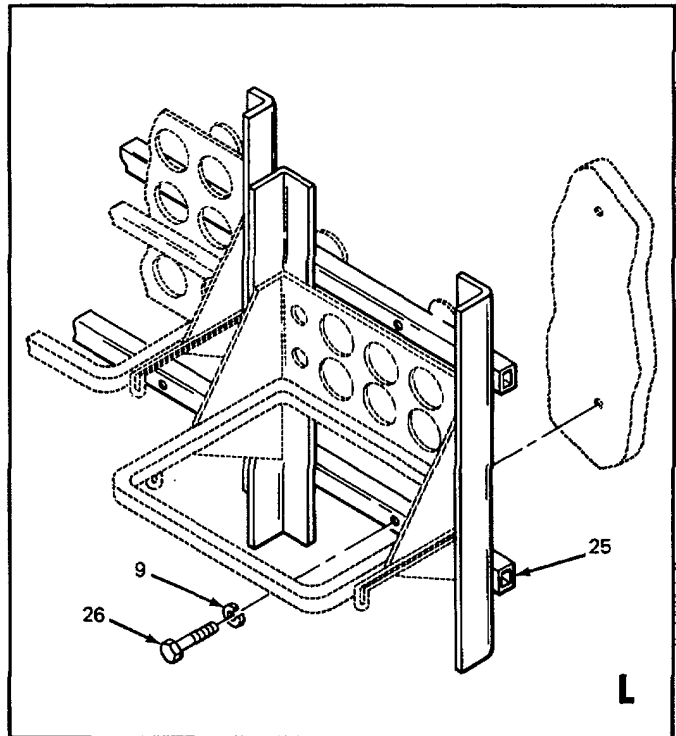
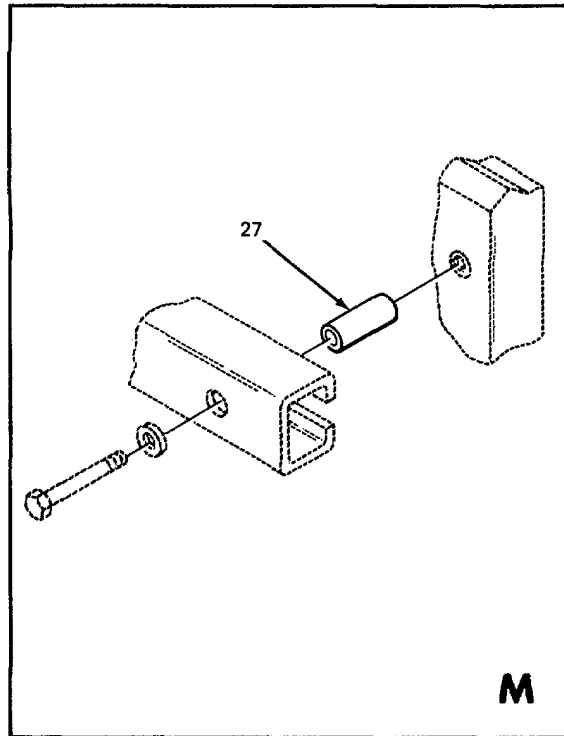
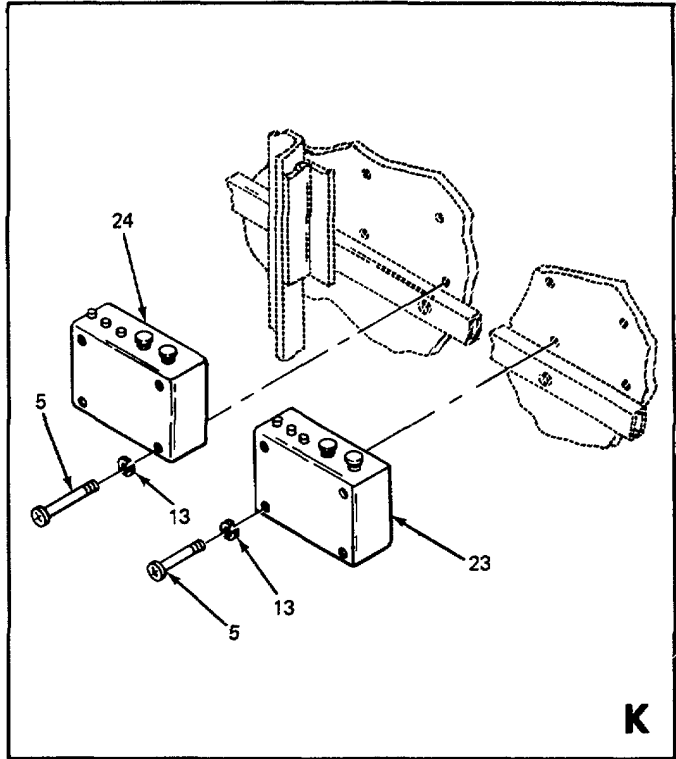
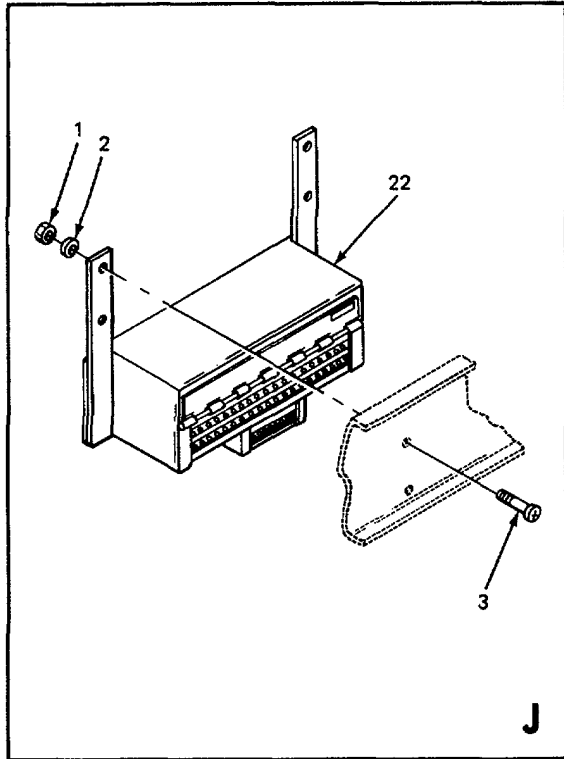


Figure 3. Shelter, Electrical Equipment S-176C/MS-29 and S-176C/MS-29 MOD, Roadside Equipment (Sheet 1 of 3).



EL8KR007

Figure 3. Shelter, Electrical Equipment S-176C/MS-29 and S-176C/MS-29 MOD, Roadside Equipment (Sheet 2 of 3).



EL9KR008

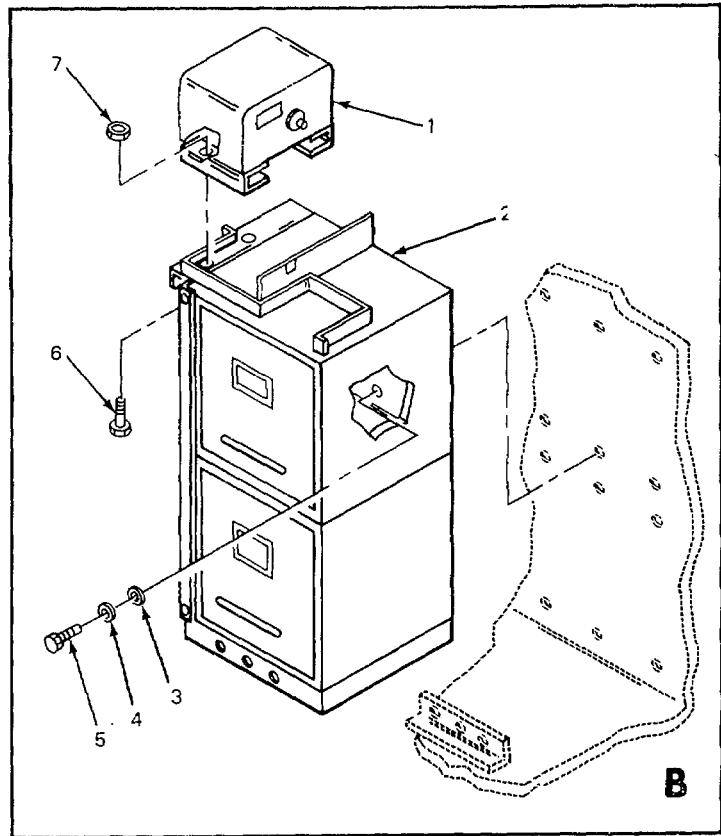
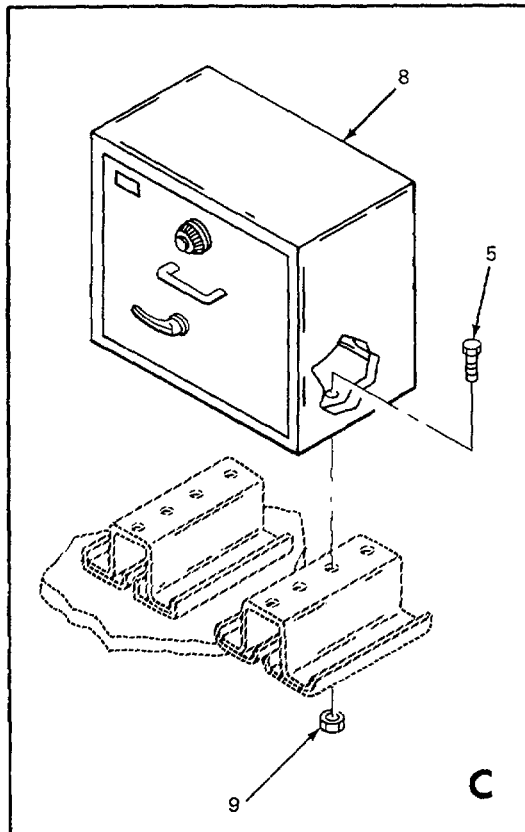
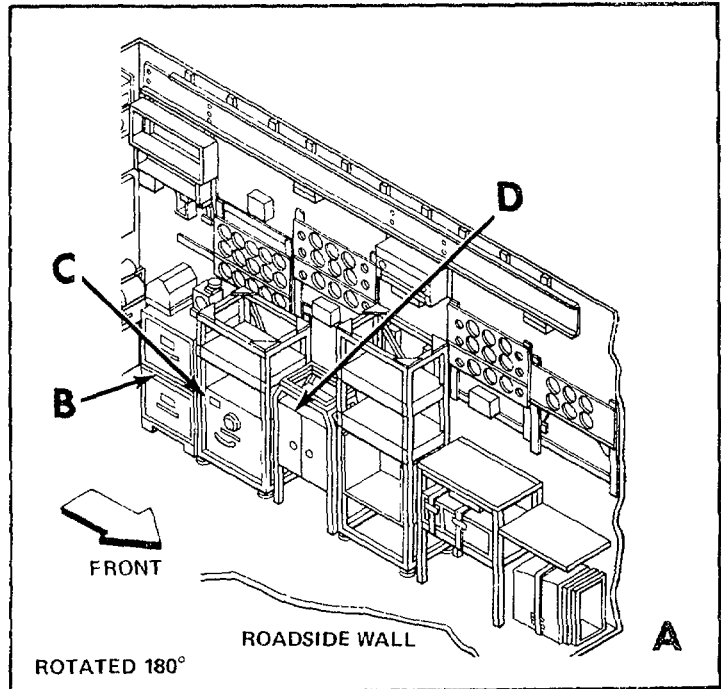
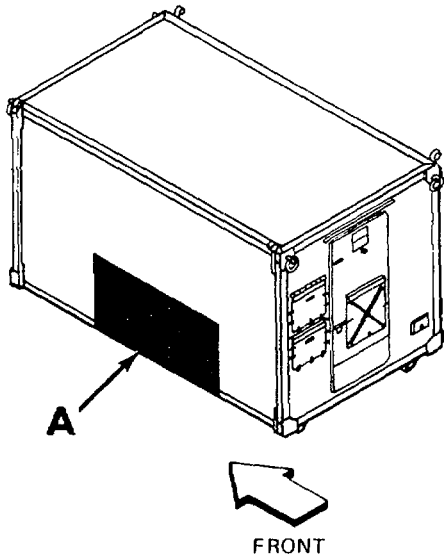
Figure 3. Shelter, Electrical Equipment S-176C/MS-29 and S-176C/MS-29 MOD, Roadside Equipment (Sheet 3 of 3).



SECTION II

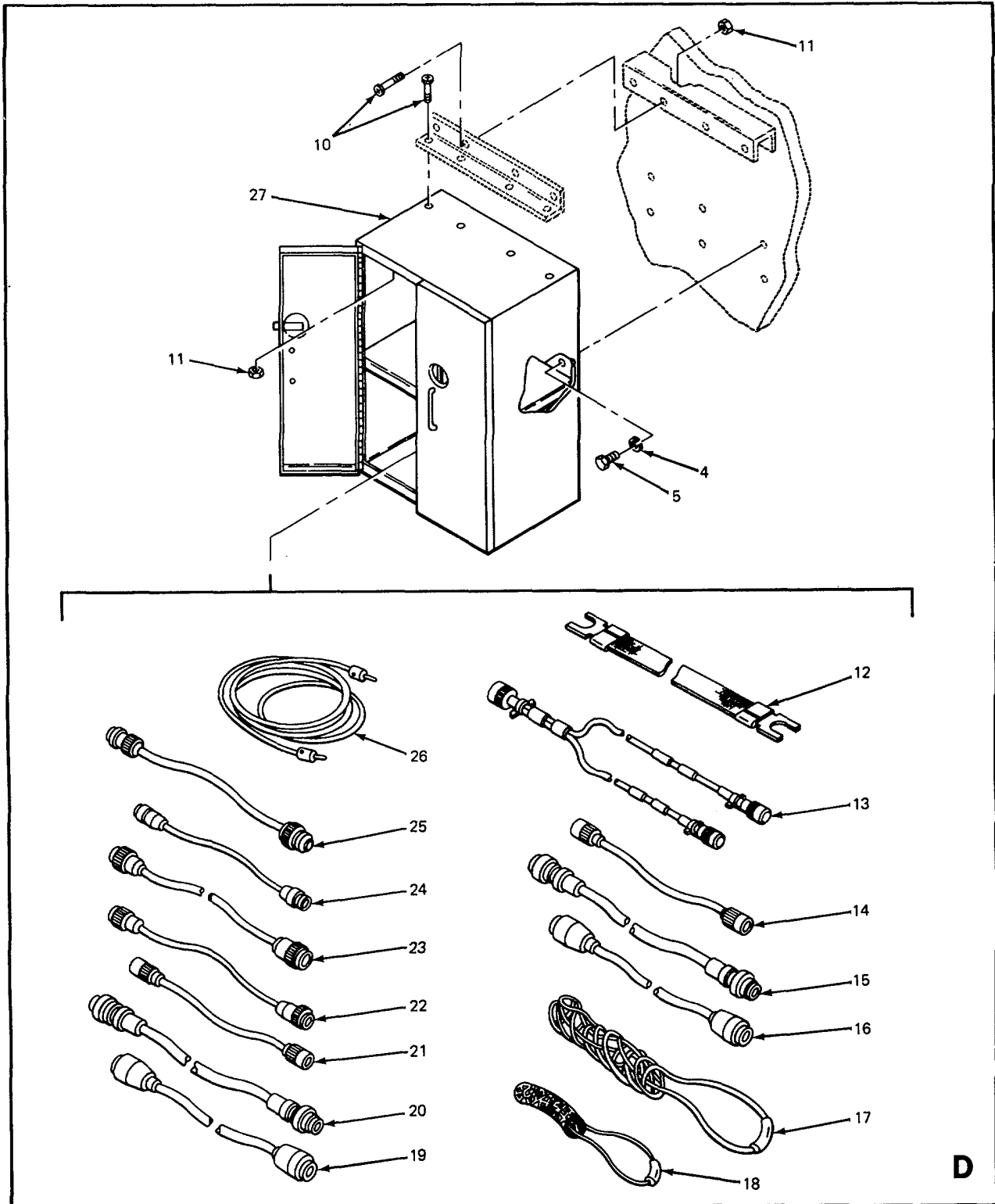
TM 11-5805-312-24P

(1) ILLUS- TRATION		(2)	(3)	(4)	(5)	(6)	(7)	(8)
(a) FIG NO.	(b) ITEM NO.	SMR CODE	NATIONAL STOCK NUMBER	FSCM	PART NUMBER	DESCRIPTION	USABLE ON CODE	U/M INC IN UNIT
3	1	PAFZZ	5310-00-877-5797	96906	MS21044N3	NUT.SELF LOCKING .....		EA 19
3	2	PAFZZ	5310-00-809-8546	96906	MS27183-8	WASHER,FLAT .....		EA 16
3	3	PAFZZ		96906	MS35193-56	SCREW,MACHINE .....		EA 16
3	4	XDFZZ		80063	SM-B-475806	SPACER.....		EA 22
3	5	PAFZZ	5305-00-984-6193	96906	MS35206-245	SCREW,MACHINE .....		EA 33
3	6	XBFZZ		80063	SM-B-476083	HOLDER ASSY,CARD .....		EA 4
3	7	PAFZZ	5310-00-809-8544	96906	MS27183-7	WASHER FLAT .....		EA 8
3	8	PAFZZ	5310-00-982-6814	96906	MS21044C08	NUT,SELFLOCKING .....		EA 8
3	9	PAFZZ	5310-00-012-0214	96906	MS35338-26	WASHER.LOCK .....		EA 13
3	10	PAFZZ	5306-00-226-4831	96906	MS535291-38	BOLT,MACHINE .....		EA 11
3	11	PAFZZ		80063	SM-8-475769	CHASSIS ASSEMBLY JACK AND SM-22/PT .....		EA 1
3	12	XDFZZ		80063	SM-C-475903	SW BOX,NIGHT BOX.....		EA 1
3	13	XBFZZ	5310-00-013-1182	96906	MS35337-23	WASHER.LOCK .....		EA 23
3	14	PAFZZ		80063	SM-D-475944	BOX ASSY.BATTERY .....		EA 1
3	15	PAFZZ	5305-00-068-0499	96906	MS90725-2	SCREW,CAP,HEX HD .....		EA 1
3	16	PAFZZ	5310-00-081-4219	96906	MS27183-12	WASHER,FLAT.. .....		EA 1
3	17	PAFZZ	5310-00-194-9211	96906	MS35336-26	WASHER,LOCK .....		EA 2
3	18	PAFZZ		96906	MS35192-70	SCREW,MACHINE .....		EA 2
3	19	PAFZZ		80063	SM-C-478133	BRACKET ASSY,TEL.....		EA 1
3	20	XDFZZ		80063	SM-B-47S297	HOLDER,HEADSET .....		EA 1
3	21	XDFZZ		80063	SM-C-475830	FUSE PANEL.SPARE.....		EA 1
3	22	PAFZZ		80063	SM-D-475918 GRI	JACK ASSEMBLY .....		EA 1
3	23	PAFZZ		80063	SM-C-475836	CIPHER ASSEMBLY .....		EA 1
3	24	PAFZZ		80063	SM-C-475839	CIPHER ASSEMBLY .....		EA 1
3	25	XDFZZ		80063	SM-C-476084	HOLDER ASSYMAIN.....		EA 1
3	26	PAFZZ	5306-00-225-8497	96906	MS90725-32	SCREW,CAP,HEX HD .....		EA 2
3	27	PAOZZ		80063	SM-B-475841	BUSHING .....		EA 17



EL8KR009

Figure 4. Shelter, Electrical Equipment S-176C/MSC-29 and S-176C/MSC-29 MOD, Roadside Cabinets (Sheet 1 of 2).



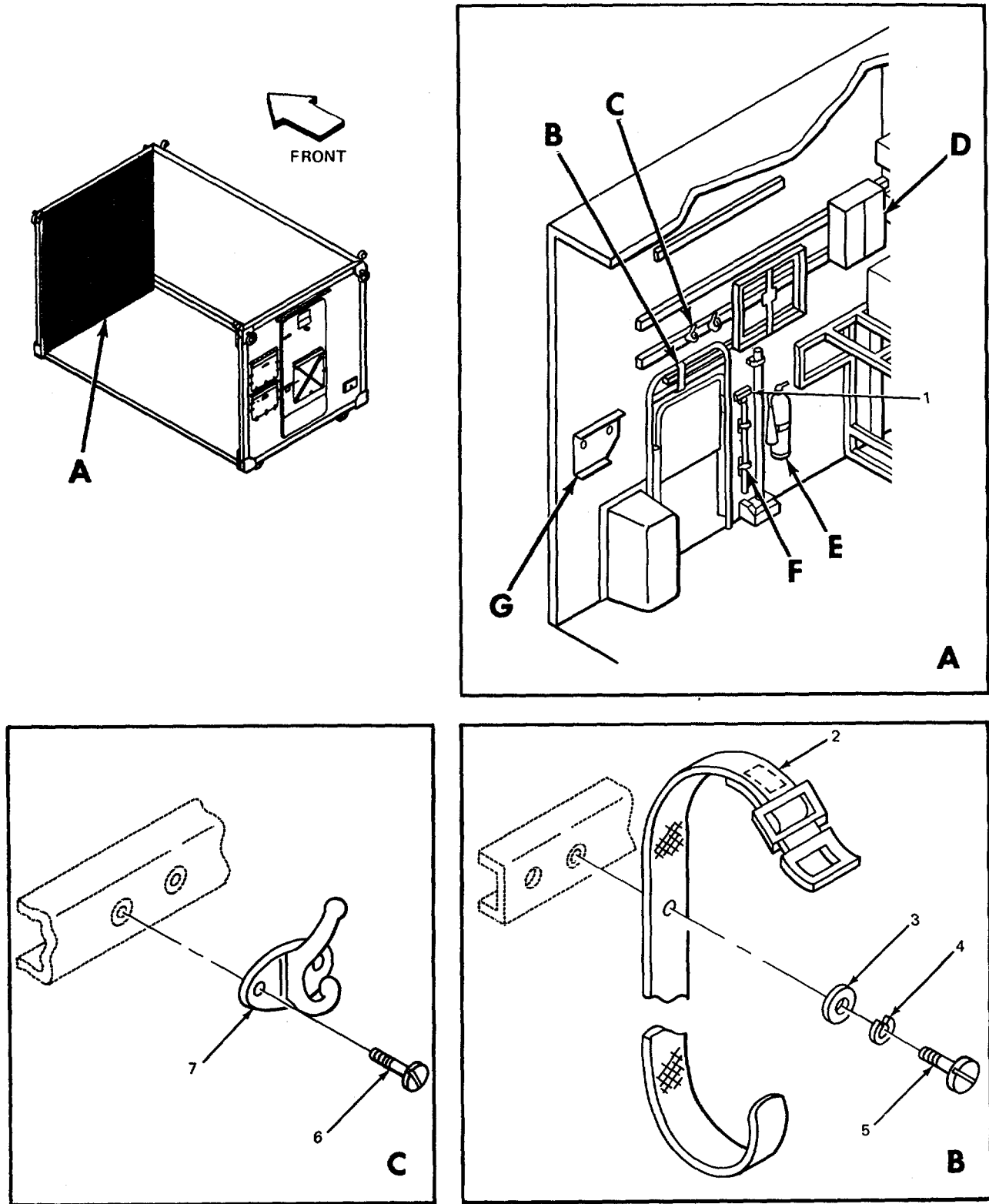
EL8KR010

Figure 4. Shelter, Electrical Equipment S-176C/MSC-29 and S-176C/MSC-29 MOD, Roadside Cabinets (Sheet 2 of 2).

SECTION II

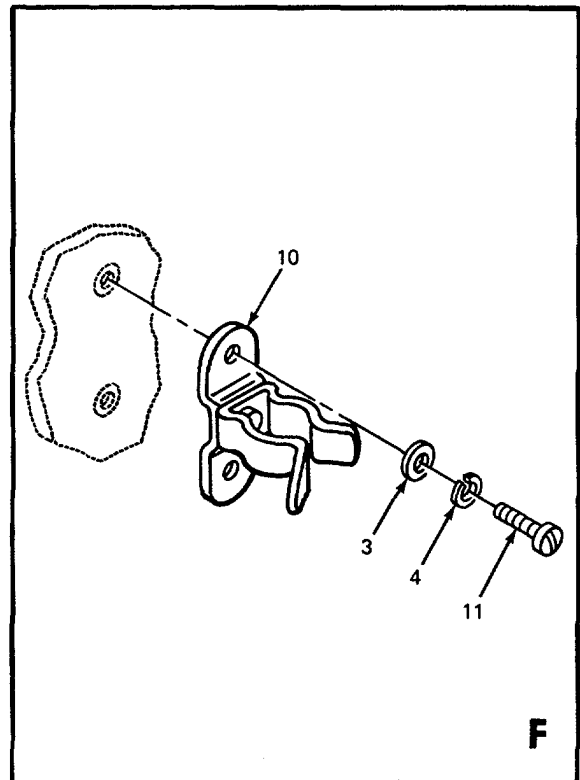
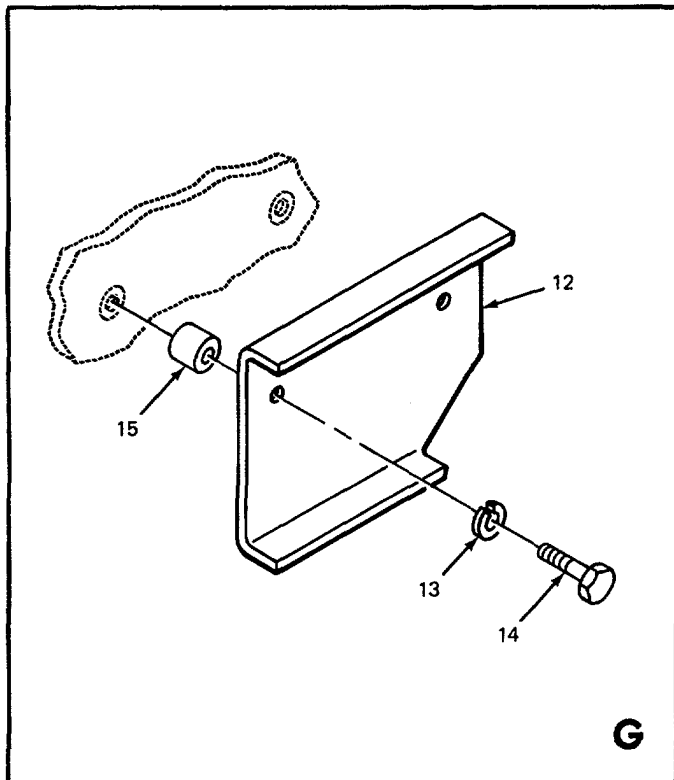
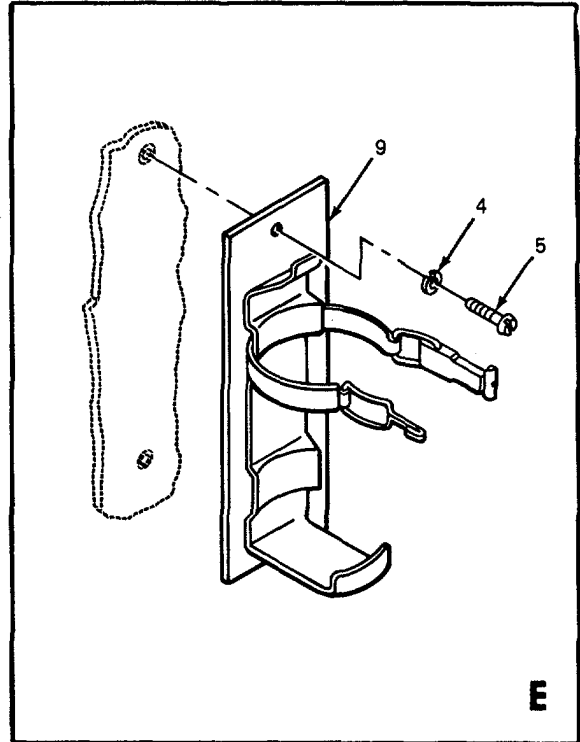
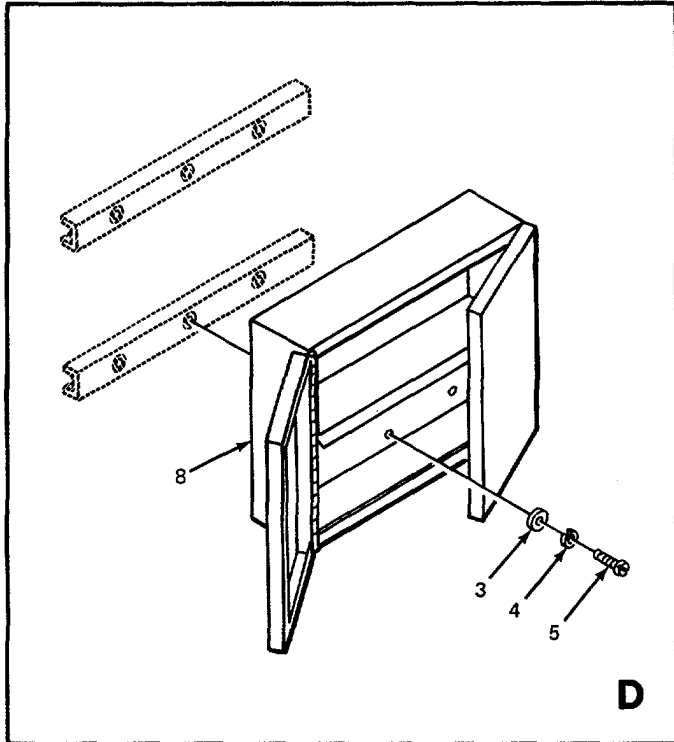
TM 11-5805-312-24P

(1) ILLUS- TRATION		(2)	(3)	(4)	(5)	(6)	(7)	(8)
(a) FIG NO.	(b) ITEM NO.	SMR CODE	NATIONAL STOCK NUMBER	FSCM	PART NUMBER	DESCRIPTION	USABLE ON CODE	U/M INC IN UNIT
4	1	PAFZZ		80063	SM-B-475715	STAMP ASSY, TIME.....		EA 1
4	2	XDFZZ		80063	SM-C-476138	CABINET,MODIFIED.....		EA 1
4	3	PAFZZ	5310-00-194-9211	96906	MS35336-26	WASHER,LOCK .....		EA 12
4	4	PAFZZ	5310-00-407-9566	96906	MS35338-45	WASHER,LOCK .....		EA 1
4	5	PAFZZ	5306-00-225-8497	96906	MS90725-32	SCREW,CAP,HEX HO .....		EA 26
4	6	PAFZZ		96906	MS35291-6	SCREW,CAP,HEX HD .....		EA 2
4	7	PAFZZ		80063	SM-D-475754-2	NUT,HEXAGON.....		EA 2
4	8	XDFZZ		80063	SM-B-370868	CABINET,FILING,SAFE .....		EA 2
4	9	PAFZZ		80063	SM-D-4775473	NUT,HEXAGON.....		EA 8
4	10	PAFZZ	5305-00-989-7435	96906	MS35207-264	SCREW,MACHINE .....		EA 8
4	11	PAFZZ	5310-00-877-5797	96906	MS21044N3	NUT, SELF-LOCKING HE .....		EA 8
4	12	PAFZZ		80063	SM-B-352166	STRAP,ELECTRICAL.....		EA 1
4	13	XBOFF		80058	CX-4770	CABLE ASSY,POWER 4FT.3IN.REQUIRE .....		EA 2
4	14	XBOFF		80058	CX-4771	CABLE ASSY.POWER 5FT 3IN.REQUIRED .....		EA 2
4	15	XBOFF		80058	CX-4768	CABLE ASSY,SP 4FT,7IN.REQUIRED.....		EA 2
4	16	XBOFF		80058	CX-4876	CABLE ASSY,SP 7FT,7IN.REQUIRED.....		EA 2
4	17	PAFZZ		80063	SM-D-475754-25	CABLE,GRIP MODEL EQA,12IN.LG .....		EA 5
4	18	PAFZZ		80063	SM-D-475754-24	CABLE,GRIP MODEL EQA (G-BP),16 IN.LG .....		EA 20
4	19	XBOFF		80058	CX-4768	CABLE ASSY,SP 11FT,11IN.REQUIRED.....		EA 2
4	20	XBOFF		80058	CX-4768	CABLE ASSY,SP 7FT,11IN.REQUIRED.....		EA 2
4	21	XBOFF		80058	CX-4768	CABLE ASSY,SP 8FT,5IN.REQUIRED.....		EA 16
4	22	XBOFF		80058	CX-4768	CABLE ASSY,SP 6FT,10IN. ....		EA 2
4	23	XBOFF		80058	CX-4768	CABLE ASSY,SPECIAL 10IN.....		EA 2
4	24	PAOFF	5995-00-681-8437	80058	CX-4768/U(10IN)	CABLE ASSY SP .....		EA 32
4	25	PAOFF	5995-00-681-8437	80058	CX-4168/U(10IN)	CABLE ASSY,SP 1FT,4IN.REQUIRED.....		EA 32
4	26	XBOFF		80058	SC-2894/FG	CONTROL,TEL LINE.....		EA 12
4	27	XDFZZ		80063	SM-D-475953GRI	CABINET,STORAGE.....		EA 1



EL6KR011

Figure 5. Shelter, Electrical Equipment S-176C/MSC-29 and S-176C/MSC-29 MOD, Front Wall Equipment (Sheet 1 of 2),



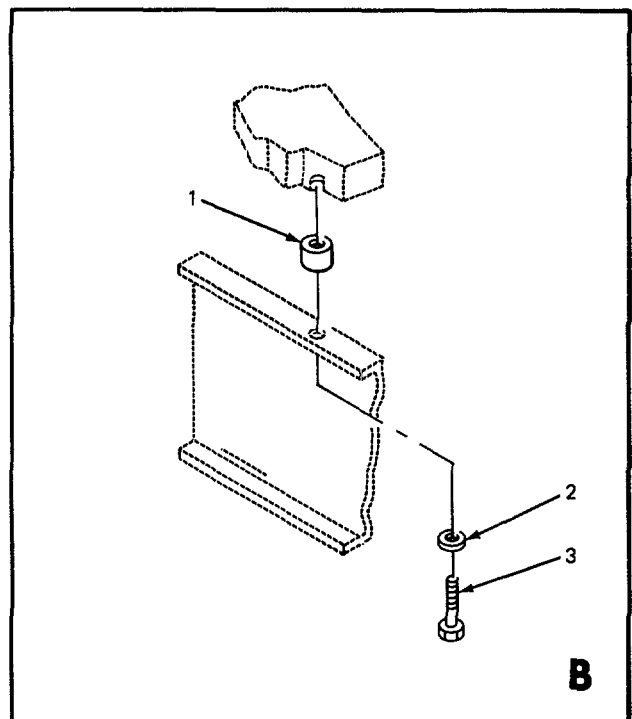
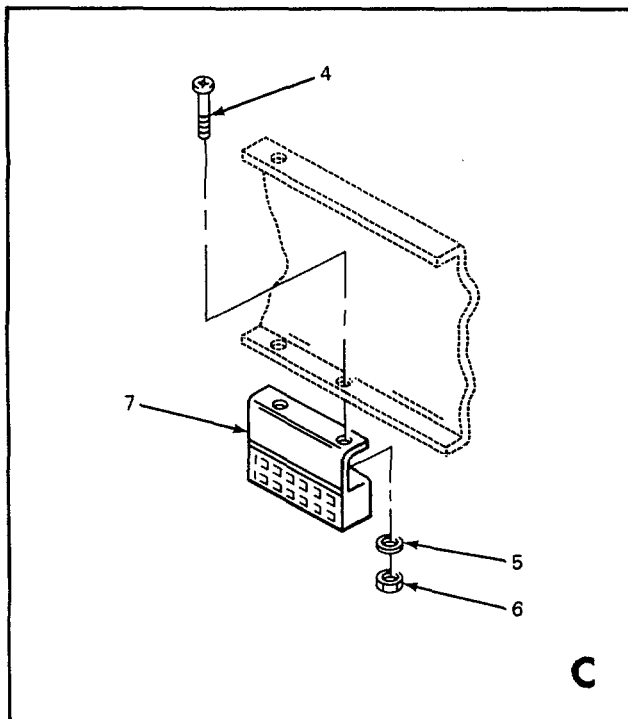
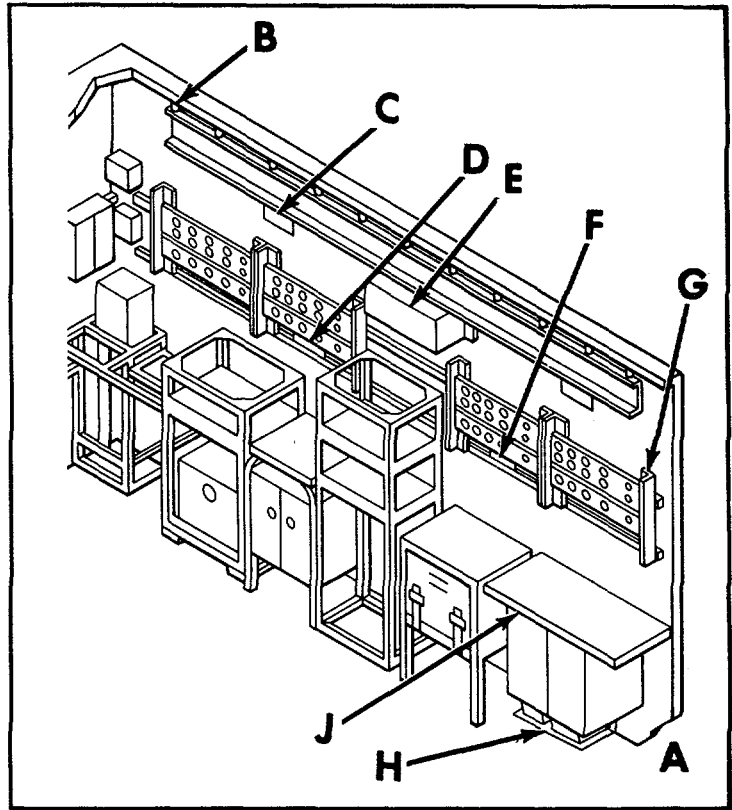
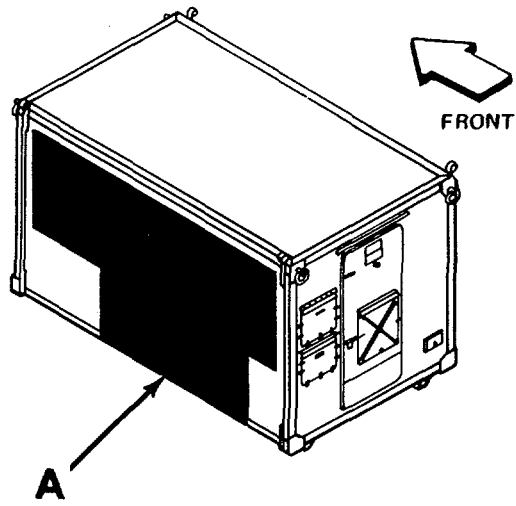
EL8KR012

Figure 5. Shelter, Electrical Equipment S-176C/MSC-29 and S-176C/MSC-29 MOD, Front Wall Equipment (Sheet 2 of 2),

SECTION II

TM 11-5805-312-24P

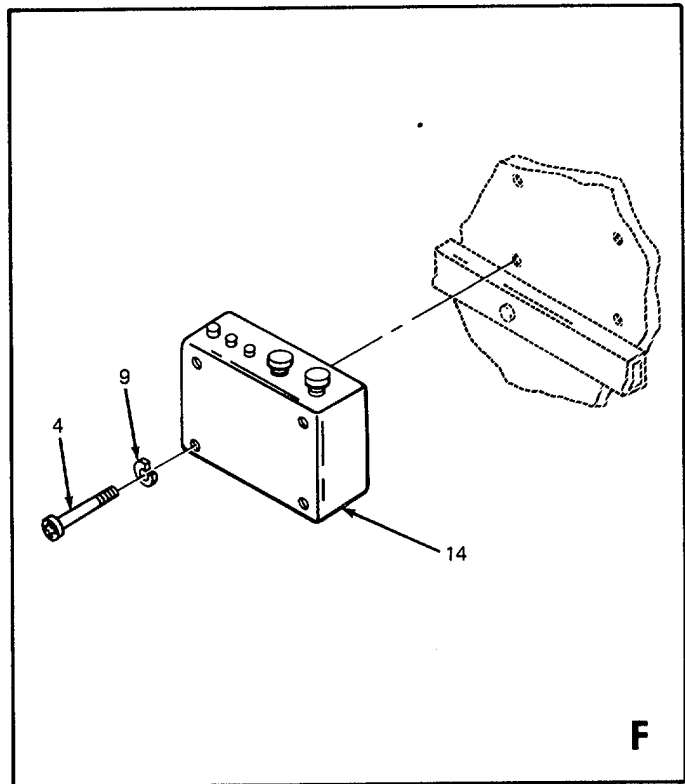
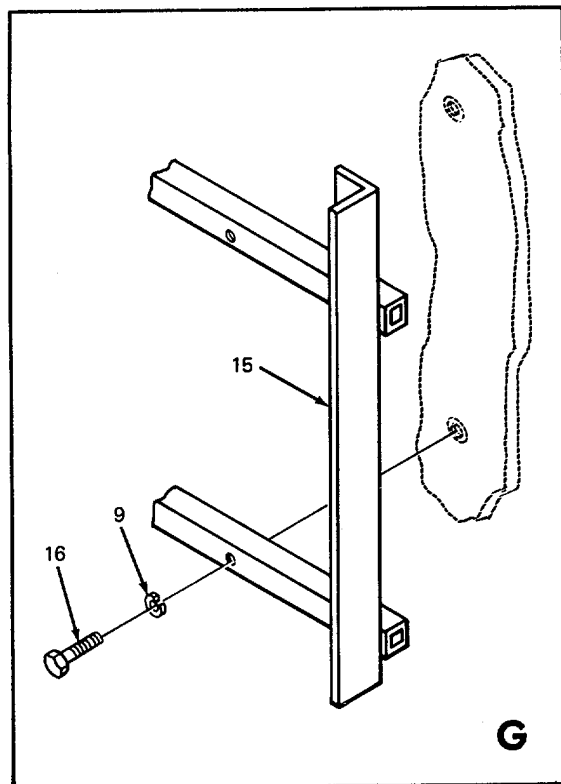
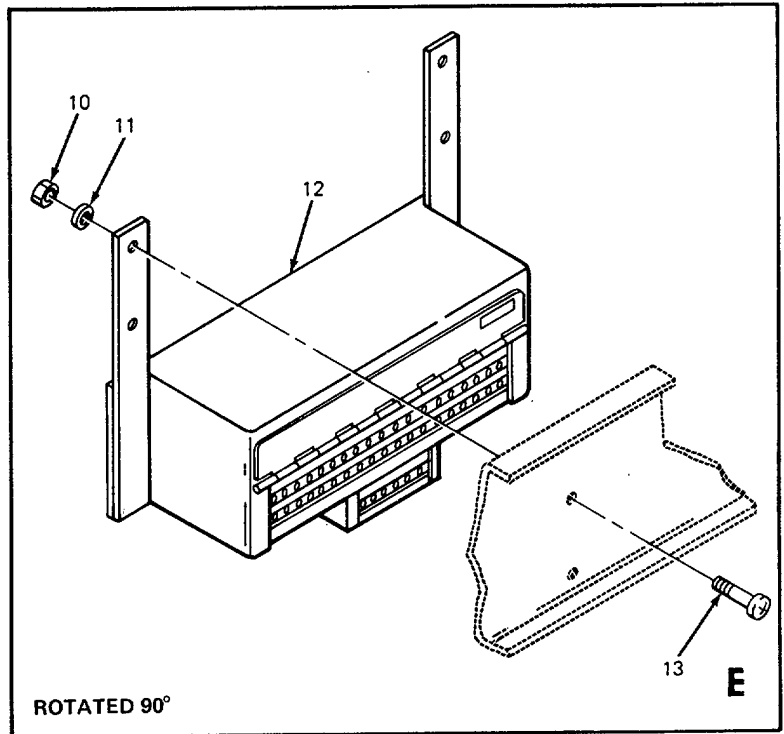
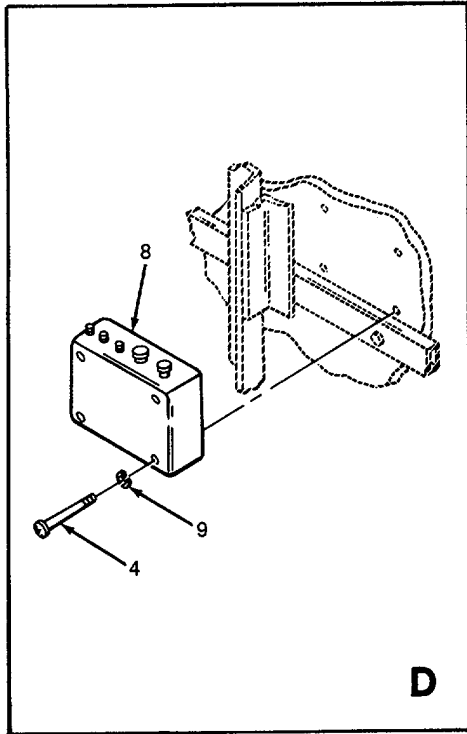
(1) ILLUS- TRATION		(2)	(3)	(4)	(5)	(6)	(7)	(8)
(a) FIG NO.	(b) ITEM NO.	SMR CODE	NATIONAL STOCK NUMBER	FSCM	PART NUMBER	DESCRIPTION	USABLE ON CODE	U/M QTY INC IN UNIT
5	1	XDFZZ		80063	SM-C-475267GRI	HOLDER ASSY REEL .....		EA 1
5	2	PAFZZ		80063	SM-B-478318	STRAP ASSEMBLY .....		EA 1
5	3	PAFZZ	5310-00-809-8546	96906	MS27183-8	WASHER FLAT .....		EA 11
5	4	PAFZZ	5310-00-045-3296	96906	MS35337-24	WASHER,LOCK .....		EA 13
5	5	PAFZZ	5305-00-989-7434	96906	MS35207-263	SCREW,MACHINE .....		EA 9
5	6	PAFZZ		96906	MS35192-42	SCREW.MACHINE .....		EA 4
5	7	XDFZZ		80063	SM-D-475754-5	HOOK,COAT .....		EA 2
5	8	XDFZZ		80063	SM-C-475842	CABINET ACCESSORIES AND SPARES NO.2 .....		EA 1
5	9	XDFZZ		80063	SM-C-478328	BRACKET,FEXT T-30 .....		EA 1
5	10	PAFZZ		80063	SM-475754-1	CLIPS.HOLD ALL PASK NO.1. ....		EA 2
5	11	PAFZZ		96906	MS35193-56	SCREW.MACHINE .....		EA 4
5	12	PAFZZ		80063	SM-C-475884	BRKT ASSY, PWR CONN .....		EA 1
5	13	PAFZZ		96906	MS35338-25	WASHER,LOCK .....		EA 2
5	14	PAFZZ		96906	MS35291-6	SCREW.CAP,HEX HD .....		EA 7
5	15	XDFZZ		80063	SM-B-475755	SPACER.....		EA 2



EL8KR013

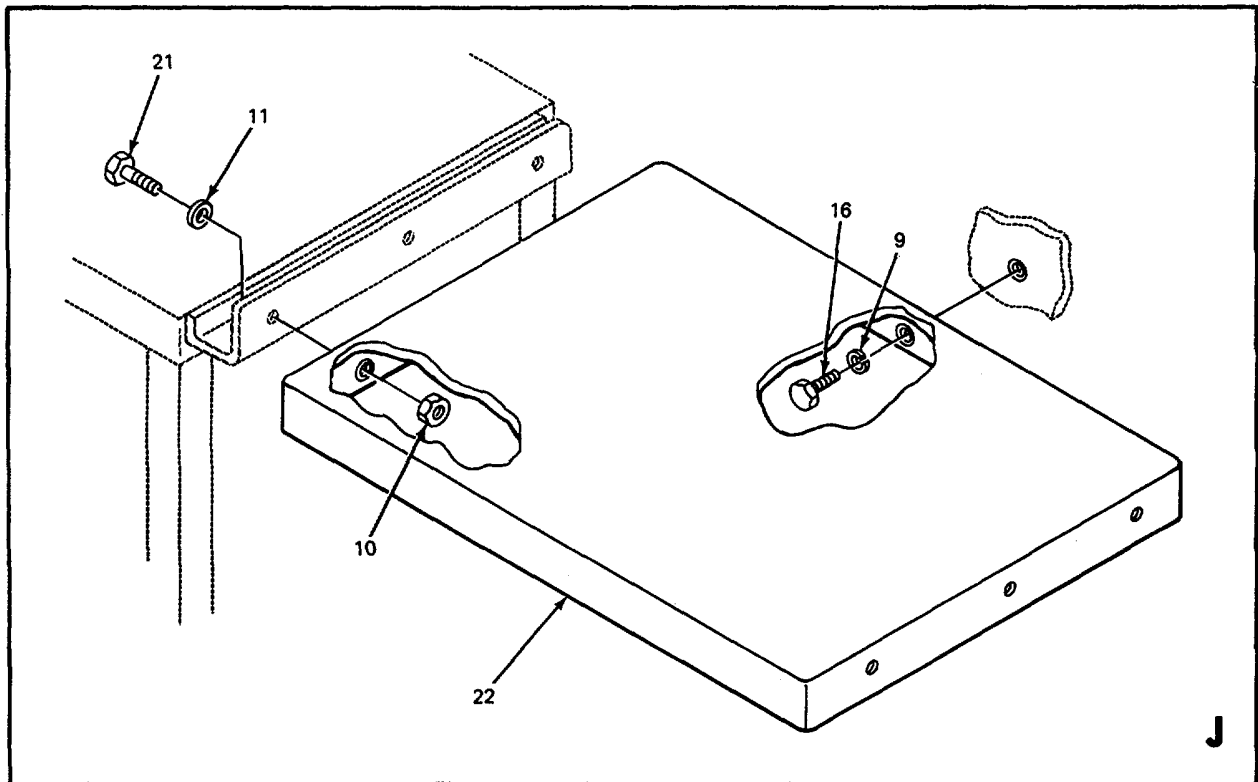
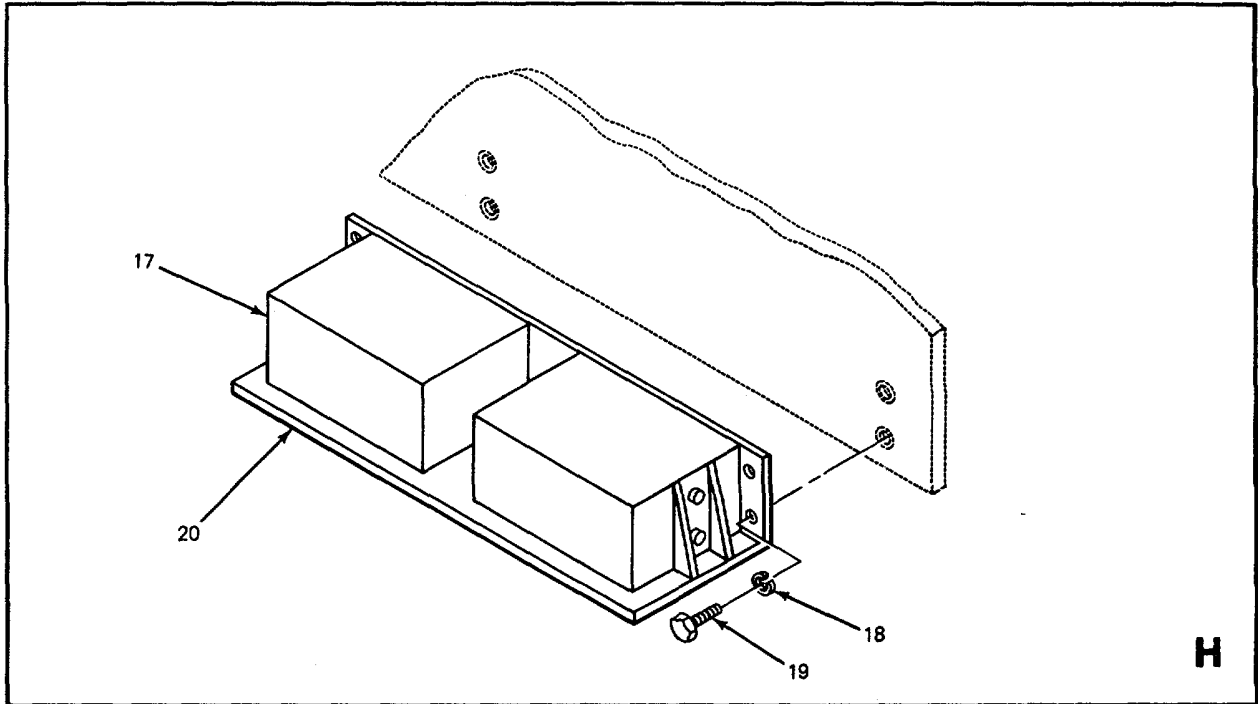
Figure 6. Shelter, Electrical Equipment S-176C/MS-29 and S-176C/MS-29 MOD, Curbside Wall Equipment (Sheet 1 of 3).





EL8KR014

Figure 6. Shelter, Electrical Equipment S-176C/MS-29 and S-176C/MS-29 MOD, Curbside Wall Equipment (Sheet 2 of 3).



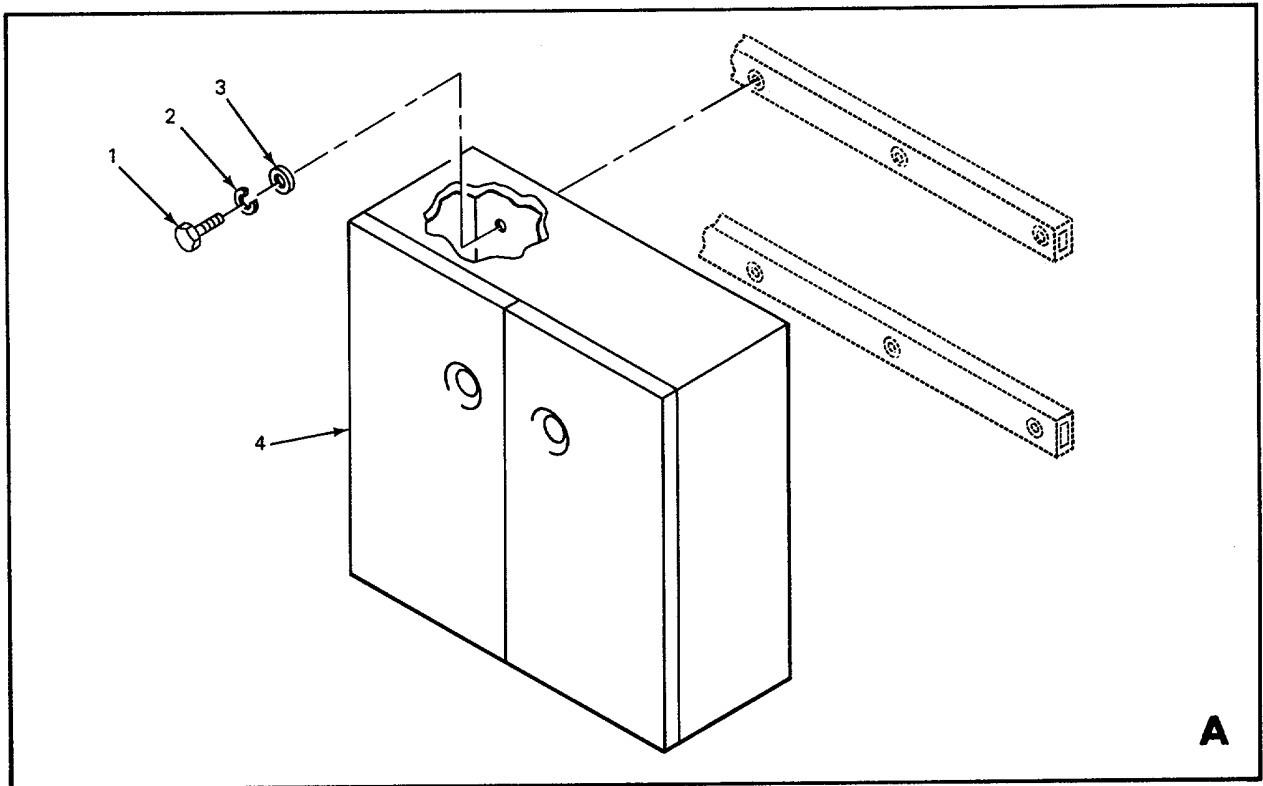
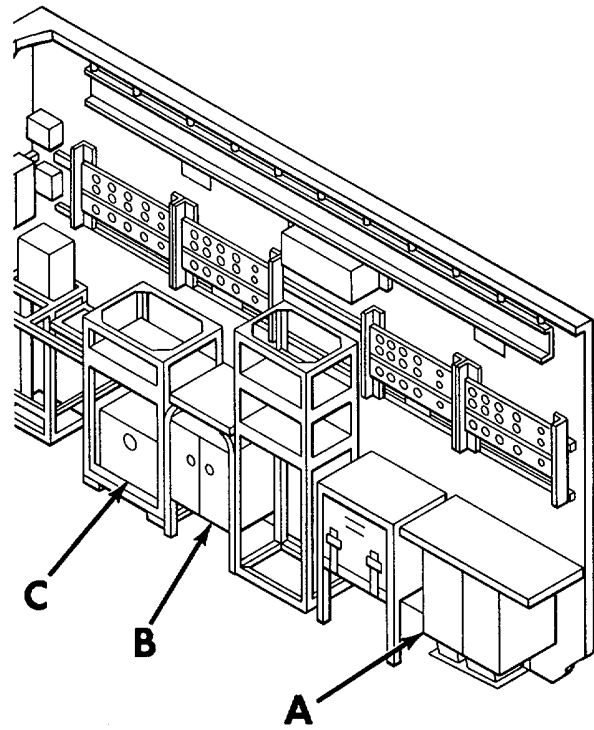
EL8KR015

Figure 6. Shelter, Electrical Equipment S-176C/MS-29 and S-176C/MS-29 MOD, Curbside Wall Equipment (Sheet 3 of 3).

SECTION II

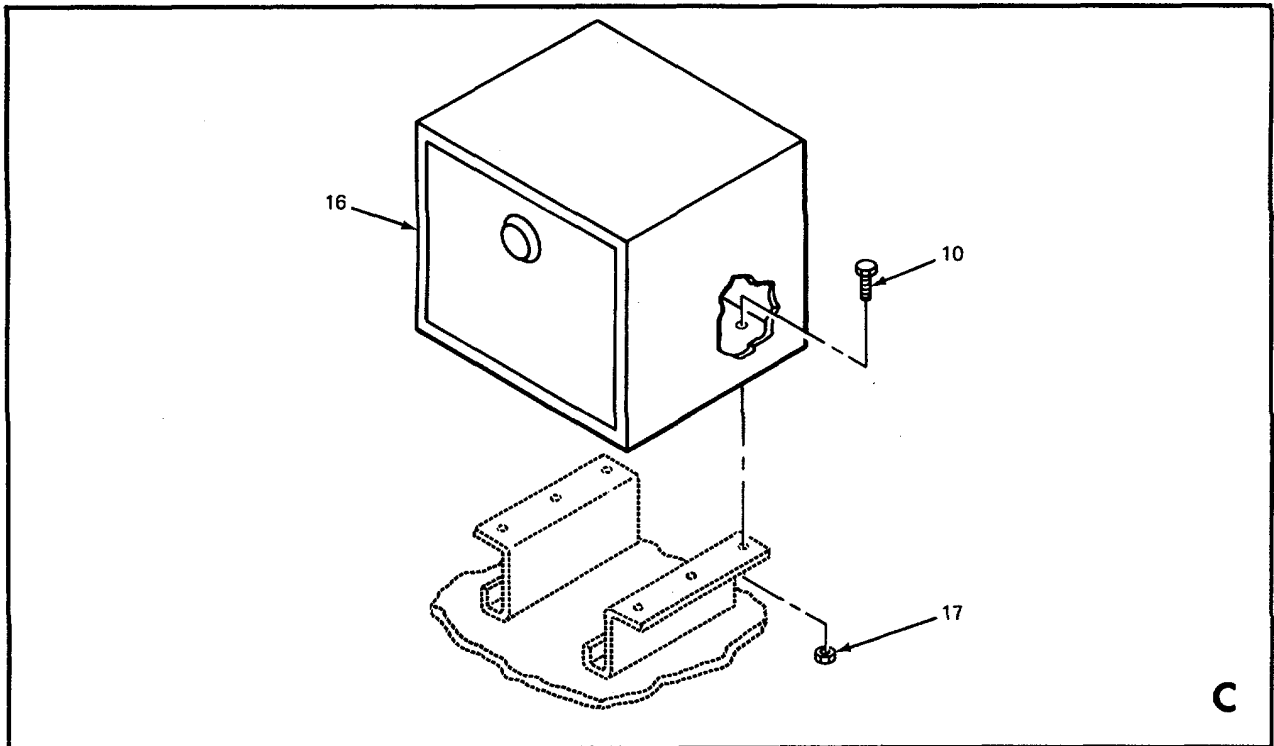
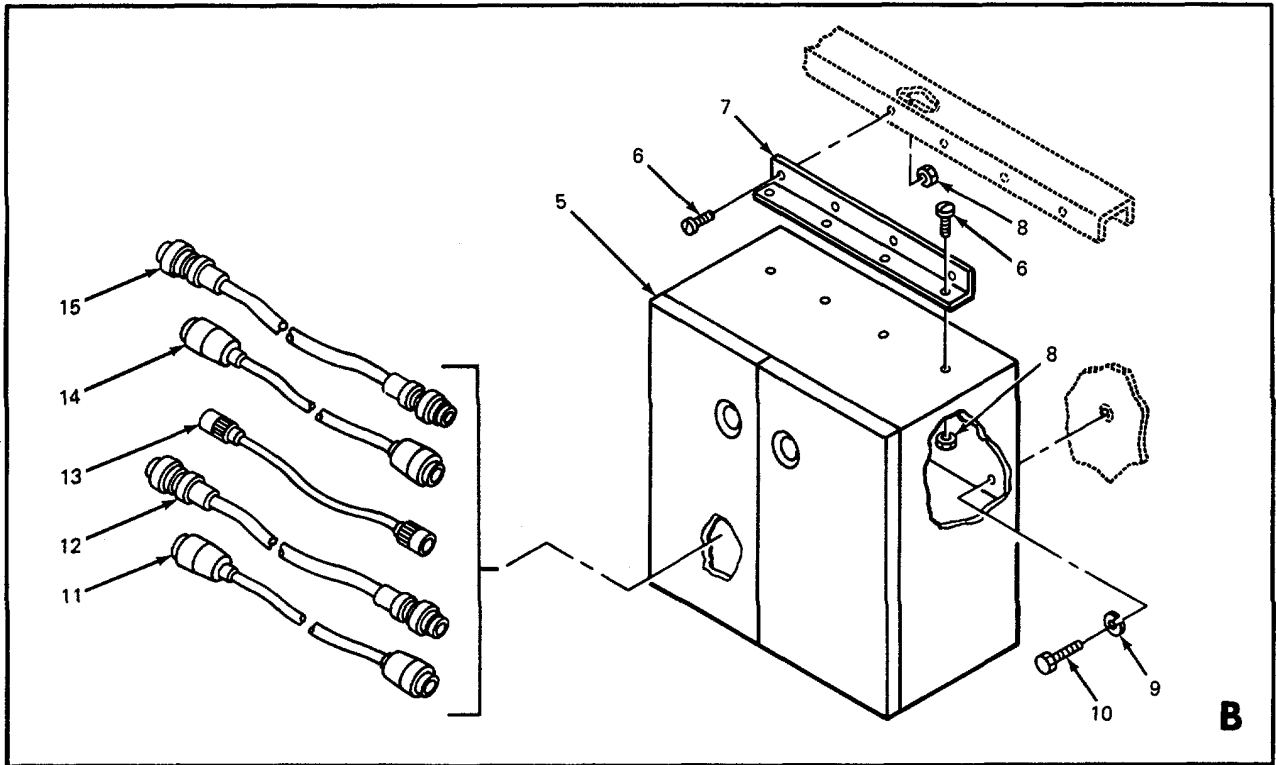
TM 11-5805-312-24P

(1) ILLUS- TRATION		(2)	(3)	(4)	(5)	(6)	(7)	(8)
(a) FIG NO.	(b) ITEM NO.	SMR CODE	NATIONAL STOCK NUMBER	FSCM	PART NUMBER	DESCRIPTION	USABLE ON CODE	U/M QTY INC IN UNIT
6	1	XDFZZ		80063	SM-B-475806	SPACER.....		EA 11
6	2	PAFZZ	5310-00-407-9566	96906	MS35338-45	WASHER,LOCK .....		EA 11
6	3	PAFZZ	5306-00-226-4831	96906	MS35291-38	BOLT,MACHINE .....		EA 11
6	4	PAFZZ	5305-00-984-6t93	96906	MS35206-245	SCREW,MACHINE .....		EA 12
6	5	PAFZZ	5310-00-809-8544	96906	MS27183-7	WASHER.FLAT .....		EA 4
6	6	PAFZZ	5310-00-982-6814	96906	MS21044C08	NUT SELF-LOCKING,HE .....		EA 4
6	7	PAFZZ		80063	SM-B-476083	HOLDER ASSY.CARD .....		EA 2
6	8	PAFZZ		80063	SM-C-475838	CIPHER ASSEMBLY .....		EA 1
6	9	XBFZZ	5310-00-013-1182	96906	MS35337-23	WASHER,LOCK .....		EA 28
6	10	PAFZZ	5310-00-877-5797	96906	MS21044N3	NUT,SELF-LOCKING,HZ .....		EA 4
6	11	PAFZZ	5310-00-809-8544	96906	MS27183-7	WASHER,FLAT .....		EA 4
6	12	PAFZZ		80063	SM-D-47598GR2	JACK ASSEMBLY .....		EA 1
6	13	PAFZZ		96906	MS35193-56	SCREW.MACHINE .....		EA 4
6	14	PAFZZ		80063	SM-C-475837	CIPHER ASSEMBLY .....		EA 1
6	15	XDFZZ		80063	SM-C-476085	HOLDER ASSY, MAIN.....		EA 1
6	16	PAFZZ	5306-00-225-8497	96906	MS90725-32	SCREW,CAP HEX HD .....		EA 10
6	17	XDFZZ		80063	J-1077A/U	DISTRUBUTION BOX .....		EA 2
6	18	PAFZZ	5310-00-582-5965	96906	MS35338-44	WASHER,LOCK .....		EA 4
6	19	PAPZZ		96906	MS35291-6	SCREW CAP,HEX HD .....		EA 2
6	20	PAFZZ		80063	SM-C-416170	BRACKET ASSY IDF BOX .....		EA 1
6	21	PAFZZ	5306-00-145-7069	88044	AN3C4	BOLT, MACHINE .....		EA 3
6	22	XDFZZ		80063	SM-D-475895	TABLE ASSEMBLY.....		EA 1



EL8KR016

Figure 7. Shelter, Electrical Equipment S-176C/MSC-29 and S-176C/MSC-29 MOD, Curbside Cabinets (Sheet 1 of 2).



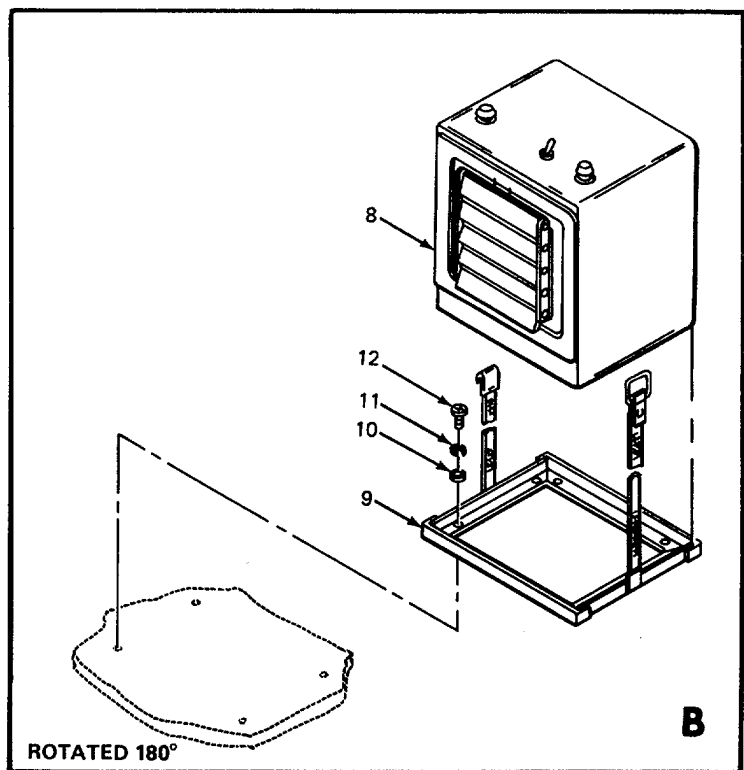
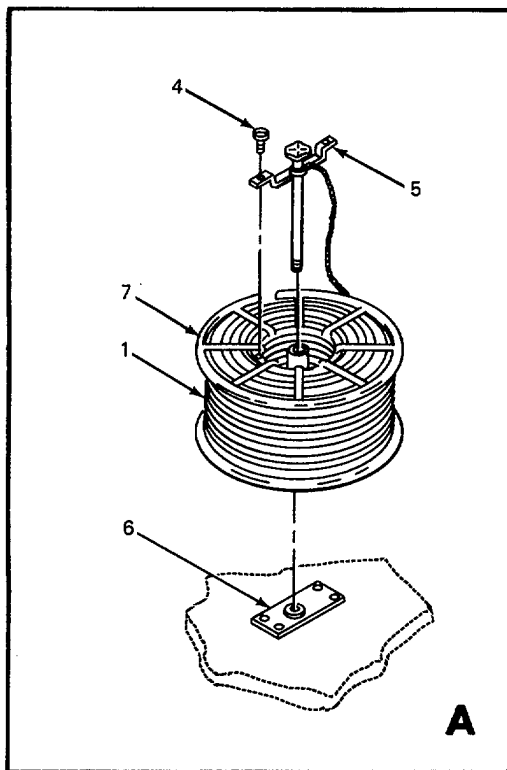
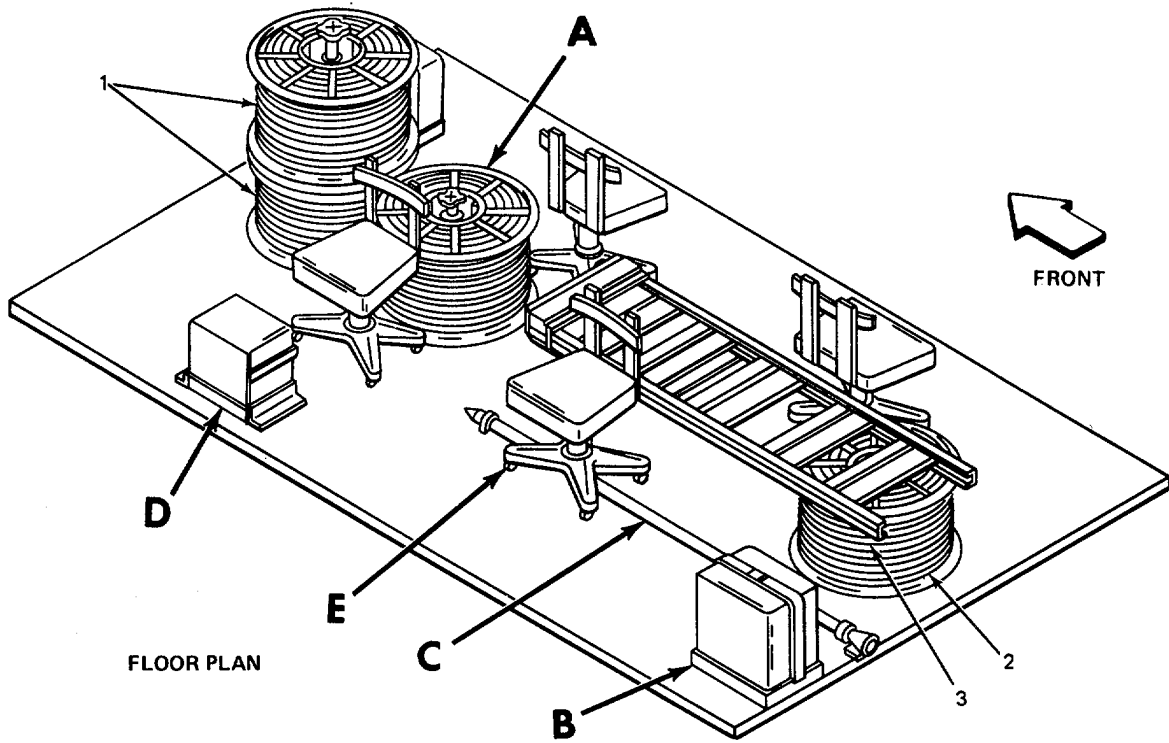
EL8KR017

Figure 7. Shelter, Electrical Equipment S-176C/MSC-29 and S-176C/MSC-29 MOD, Curbside Cabinets (Sheet 2 of 2).

**SECTION II**

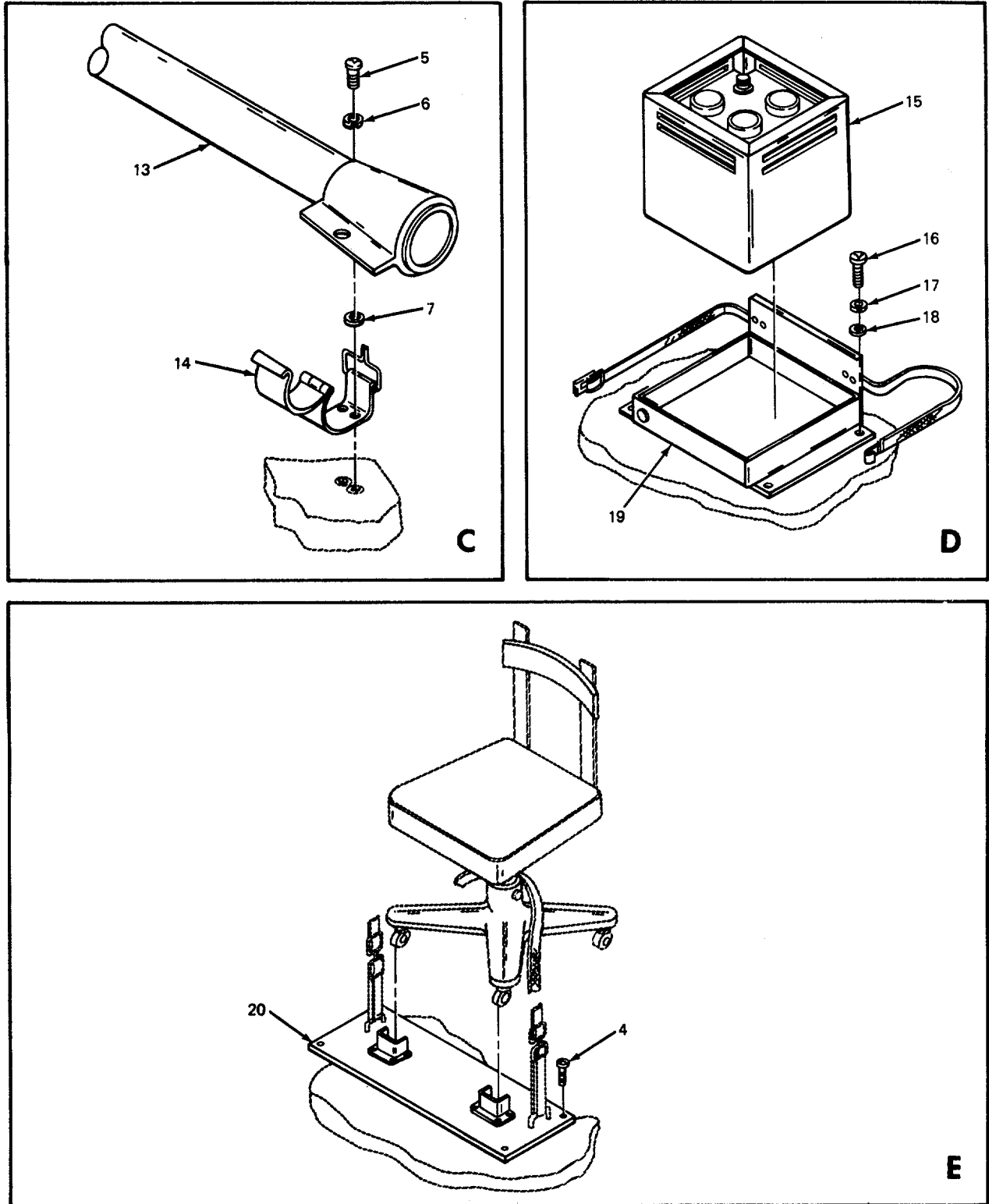
**TM 11-5805-312-24P**

(1) ILLUS- TRATION (a) (b) FIG ITEM NO. NO.		(2) SMR CODE	(3) NATIONAL STOCK NUMBER	(4) FSCM	(5) PART NUMBER	(6) DESCRIPTION  USABLE ON CODE	(7) U/M	(8) QTY INC IN UNIT
7	1	PAFZZ	5305-00-068-0500	96906	MS35291-3	SCREW, CAP, HEX HO .....	EA	6
7	2	PAFZZ	5310-00-582-5965	96906	MS35338-25	ASHERLOCK .....	EA	6
7	3	PAFZZ	5310-00-081-4219	96906	MS27183-12	WASHERFLAT .....	EA	6
7	4	XDFZZ		80063	SK-D-475953 GR11	CABINET ASSY, TAPE .....	EA	1
7	5	XOFFF		80063	SM-D-475953GR11	CABINET, STORAGE.....	EA	1
7	6	PAFZZ	5305-00-989-7435	96906	NS35207-264	SCREW, MACHINE .....	EA	8
7	7	XDFZZ		80063	SM-C-475846	ANGLE, CABINET, TG .....	EA	1
7	8	PAFZZ	5310-00-877-5797	96906	MS21044N3	NUT, SELF-LOCKING, HE .....	EA	8
7	9	PAZZ	5310-00-407-9566	96906	MS35338-45	WASHER, LOCK .....	EA	6
7	10	PAFZZ	5306-00-225-8497	96906	MS90725-32	SCREW, CAP, HEX HD .....	EA	12
7	11	XBOFF		80058	CX-4767	CABLE ASSY, SP 6FT, 8-1/2IN.REQUIRED.....	EA	4
7	12	XBOFF		80058	CX-4764	CABLE ASSY, SP 7FT, 91N.REQUIRED.....	EA	8
7	13	XBOFF		80058	CX-4763	CABLE ASSY, SP 5FT, 1-1/2IN.REQUIRED.....	EA	6
7	14	XBOFF		80058	CX-4765	CABLE ASSY, SP 7FT, 8IN.REQUIRED.....	EA	8
7	15	XBOFF		80058	CX-4766	CABLE ASSY.SP 6FT, 8-1/4N.REQUIRED .....	EA	4
7	16	XBZZ		80063	SN-8-370868	CABINET, FILING, SAGE.....	EA	1
7	17	PAFZZ		80063	S-D0-475754 3	NUT, HEXAGON.....	EA	6



EL8KR018

Figure 8. Shelter, Electrical Equipment S-176C/MSC-29 MOD, Floor Plan (Sheet 1 of 2).



EL8KR019

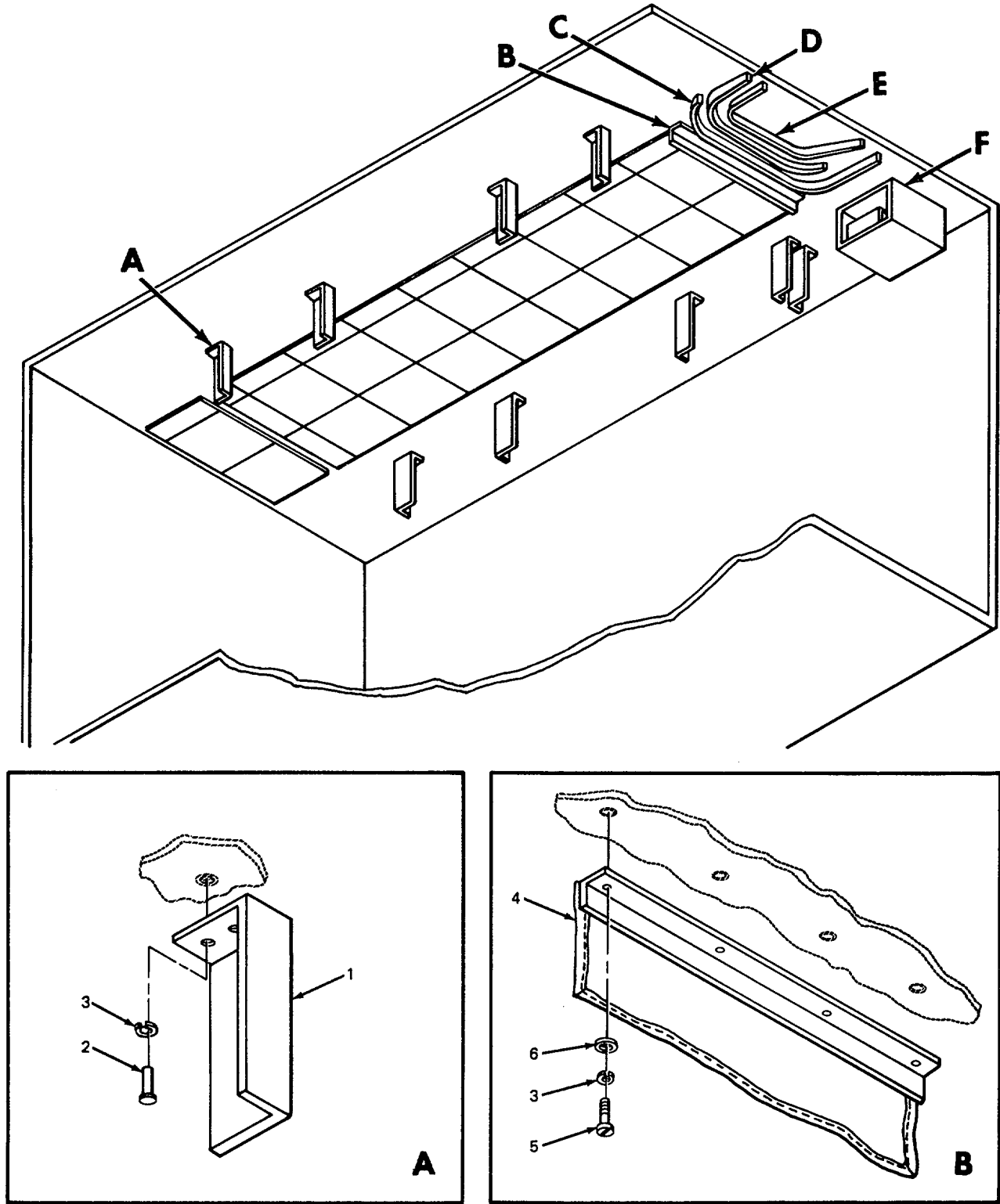
Figure 8. Shelter, Electrical Equipment S-176C/MS-29 MOD, Floor Plan (Sheet 2 of 2).



SECTION II

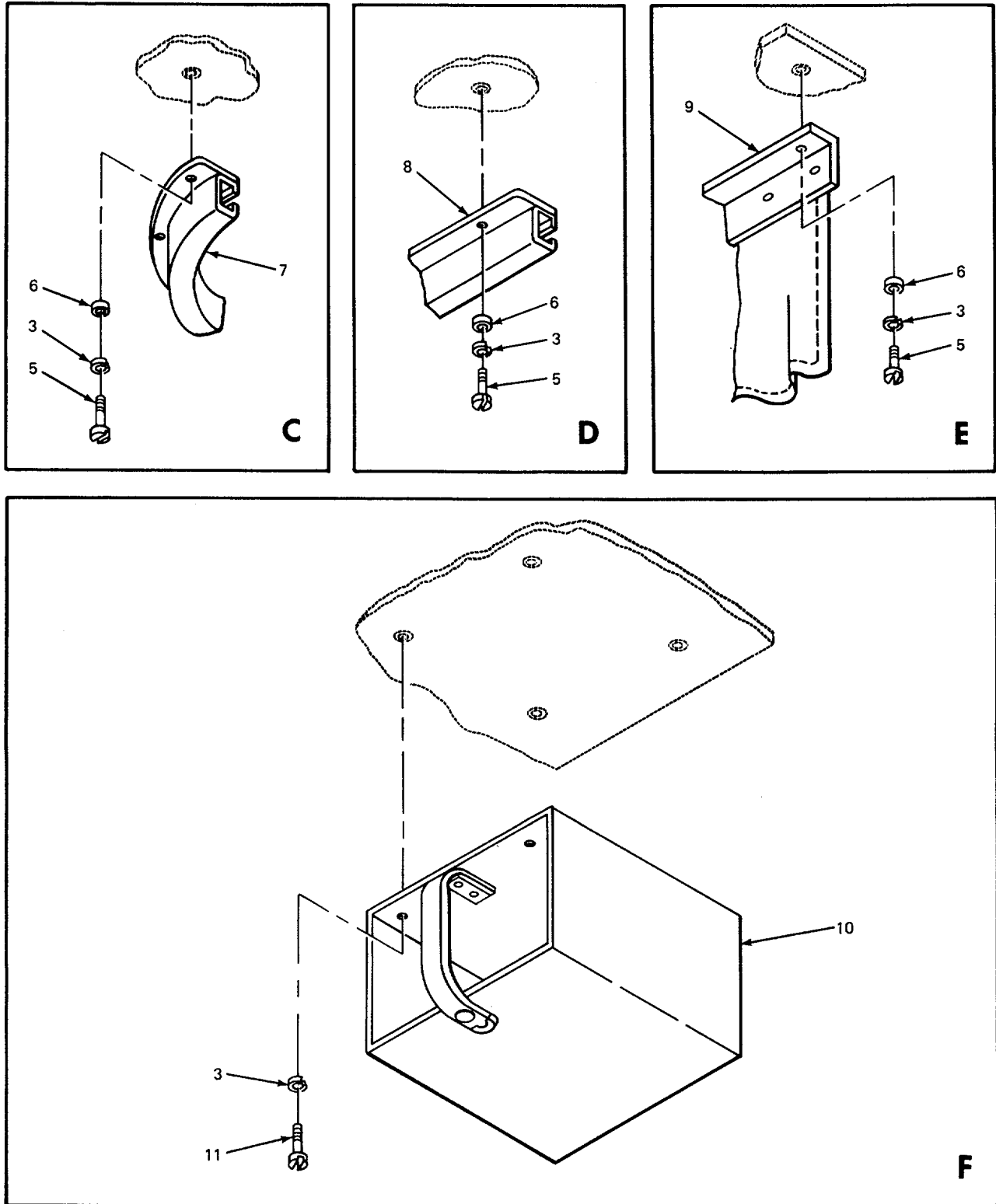
TM 11-5805-312-24P

(1) ILLUS- TRATION (a) (b) FIG ITEM NO. NO.		(2) SMR CODE	(3) NATIONAL STOCK NUMBER	(4) FSCM	(5) PART NUMBER	(6) DESCRIPTION  USABLE ON CODE	(7) U/M	(8) QTY INC IN UNIT
8	1	XBOFF		80058	CS-4566/G	CABLE ASSY TELEPHONE, 250FT .....	EA	3
8	2	XB0FF		80058	CX-4693/U	CABLE ASSY, POWER 25FT REQUIRED.....	EA	2
8	3	PAOFF	6145-00-752-2473	80063	SC-A-46608	CABLE, POWER, ELECTRI 100FT REQUIRED.....	EA	1
8	4	PAFZZ	5305-00-954-3937	96906	MS35190-290	SCREW, MACHINE .....	EA	23
8	5	PAFZZ		80063	SM-B-476165	BOSS, CABLE REEL.....	EA	9
8	6	PAFZZ		80063	SM-B-476166	PLATE ASSY REEL TIE DOWN.....	EA	3
8	7	PAFZZ		81349	RC-435/U	REEL, CABLE .....	EA	4
8	8	PDFZZ		80063	SM-D-478105	HEATER, SPACE .....	EA	2
8	9	XDFZZ		80063	SM-D478105	BRACKET ASSY, HEATER.....	EA	2
8	10	PAFZZ	5310-00-809-8546	96906	MS27183-8	WASHER, FLAT .....	EA	4
8	11	PAFZZ	5310-00-582-5965	96906	MS35337-25	WASHER, LOCK .....	EA	4
8	12	PAFZZ	5305-00-989-7435	96906	MS35207-264	SCREW, MACHINE .....	EA	4
8	13	PAFZZ	5975-00-224-5260	80063	SC-D-14158	ROD, GROUND MX-148/G.....	EA	1
8	14	PAFZZ		80063	SM-C-475219GR2	LATCH ASSY, GND ROD.....	EA	2
8	15	PAFLL	5930-00-548-6806	80058	SA-331( )/U	SWITCH, BOX .....	EA	1
8	16	PAFZZ		96906	MS35291-6	SCREW, CAP, HEX HD .....	EA	4
8	17	PAFZZ	5310-00-582-5965	96906	MS35338-44	WASHER, LOCK .....	EA	4
8	18	PAFZZ	5310-00-081-4219	96906	MS27183-12	WASHER, FLAT .....	EA	4
8	19	XODFZZ		80063	SM-C-475293	HOLDER ASSY, SW BOX.....	EA	1
8	20	PAFZZ		80063	SM-B-476162	PLATE ASSY CHAIR TIE DOWN .....	EA	4



EL8KR020

Figure 9. Shelter, Electrical Equipment S-176C/MS-29 and S-176C/MS-29 MOD, Ceiling Plan (Sheet 1 of 2).



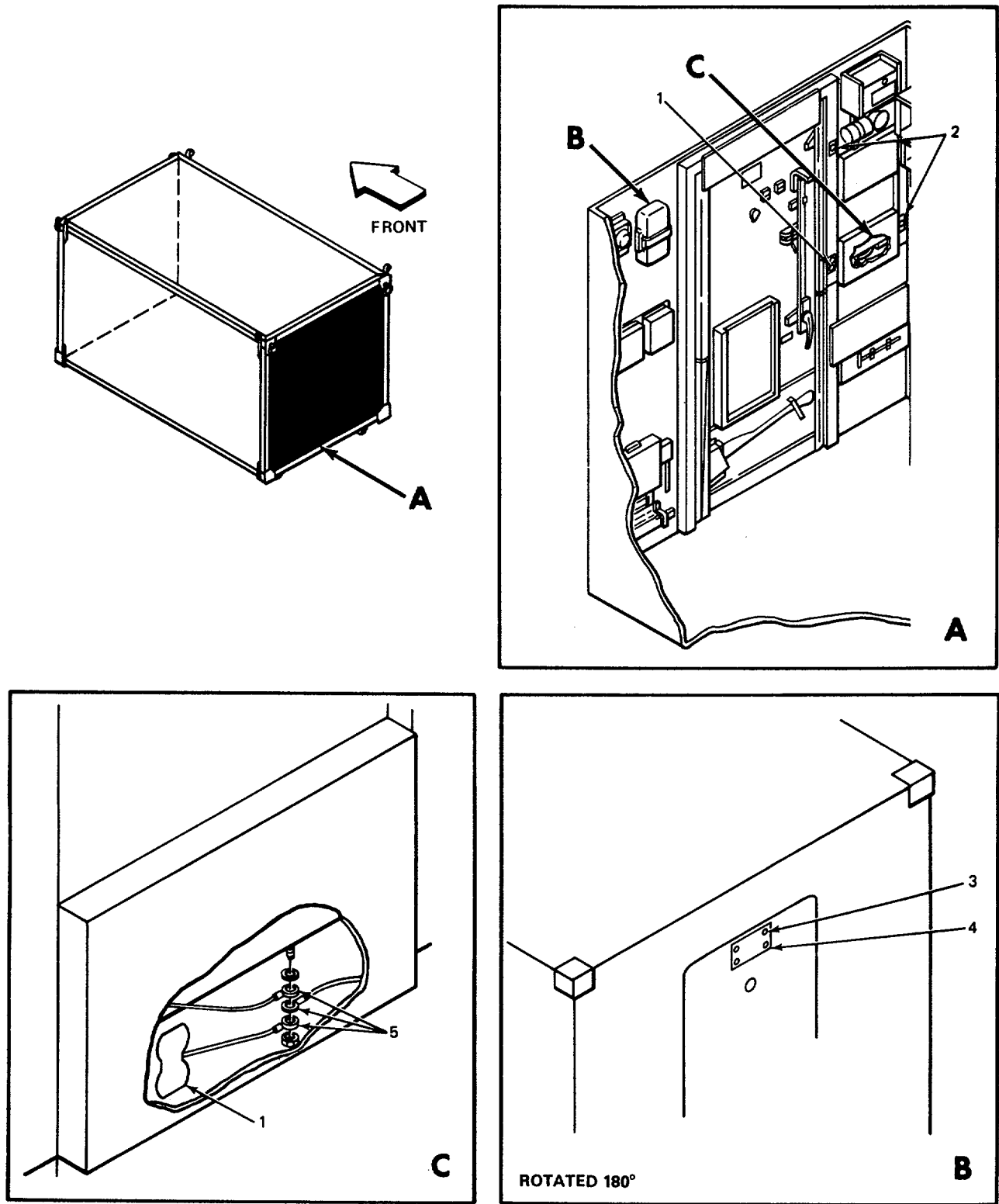
EL8KR021

Figure 9. Shelter, Electrical Equipment S-176C/MSC-29 and S-176C/MSC-29 MOD, Ceiling Plan (Sheet 2 of 2).

**SECTION II**

**TM 11-5805-312-24P**

(1) ILLUS- TRATION (a) (b) FIG ITEM NO. NO.		(2) SMR CODE	(3) NATIONAL STOCK NUMBER	(4) FSCM	(5) PART NUMBER	(6) DESCRIPTION  USABLE ON CODE	(7) U/M	(8) QTY INC IN UNIT
9	1	PAFZZ		80063	SM-8-475811	HOLDER ASSY, TAPE .....	EA	9
9	2	PAFZZ		96906	HS24625-30	SCREW, TAPPING, THREA .....	EA	18
9	3	XBFZZ	5310-00-013-1182	96906	MS35337-23	WASHER, LOCK .....	EA	62
9	4	XDFZZ		80063	SM-C-476093	VALANCE ASSY, REAR.....	EA	1
9	5	PAFZZ	5305-00-984-6196	96906	N535206-248	SCREW, MACHINE .....	EA	40
9	6	PAFZZ	5310-00-809-8544	96906	MS27183-7	WASHER, FLAT .....	EA	40
9	7	XDFZZ		80063	SM-C-476095	TRACK ASSY, OUTER.....	EA	1
9	8	XDFZZ		80063	SM-C-476094	TRACK ASSY, INNER.....	EA	1
9	9	XDFZZ		80063	SM-C-476091	VALANCE ASSY, FRONT .....	EA	1
9	10	PAFZZ		80063	S-C-475829	BOX ASSY, CMPNT LIST.....	EA	1
9	11	PAFZZ	5305-00-984-6193	96906	NS35206-245	SCREW, MACHINE .....	EA	4



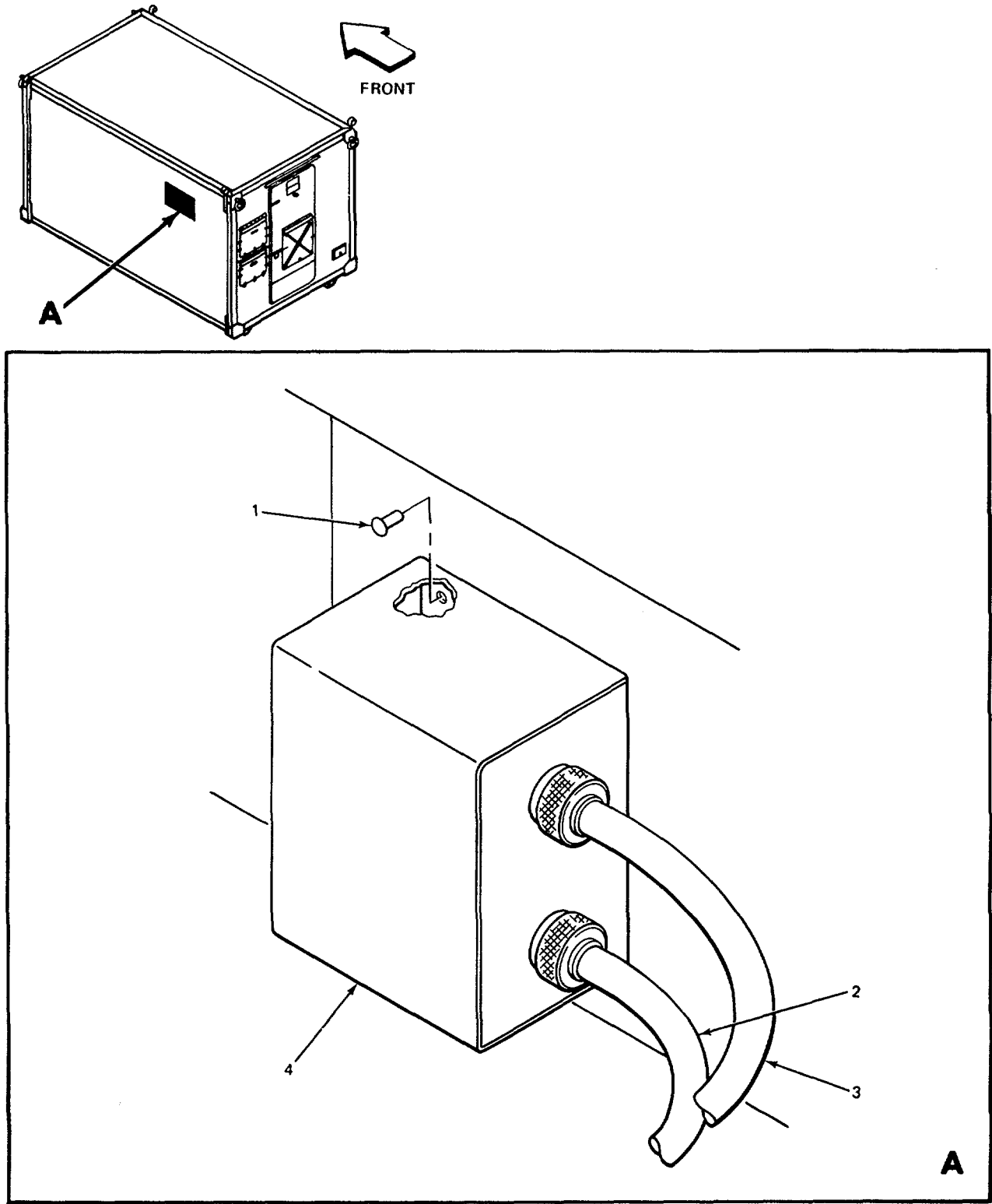
EL8KR022

Figure 10. Shelter, Electrical Equipment S-176C/MS-29 MOD, Rear Wall.

**SECTION II**

**TM 11-5805-312-24P**

(1) ILLUS- TRATION		(2)	(3)	(4)	(5)	(6)		(7)	(8)
(a) FIG NO.	(b) ITEM NO.	SMR CODE	NATIONAL STOCK NUMBER	FSCM	PART NUMBER	DESCRIPTION	USABLE ON CODE	U/M	QTY INC IN UNIT
10	1	PAFZZ	5935-01-058-9269	81348	WC596/40-2	RECEPTACLE, DUPLEX.....		EA	8
10	2	PAFZZ	5935-01-024-4028	81348	WC596/41-2	RECEPTACLE, SINGLE.....		EA	2
10	3	PAFZZ		80063	SC-C-539759-3	RIVET, DOME HEAD.....		EA	4
10	4	XBFZZ		80063	SC-C-959767	PLATE, IDENT.....		EA	1
10	5	PAFZZ	5940-00-113-9826	96906	MS25036-114	TERMINAL, LUG.....		EA	3



EL8KR023

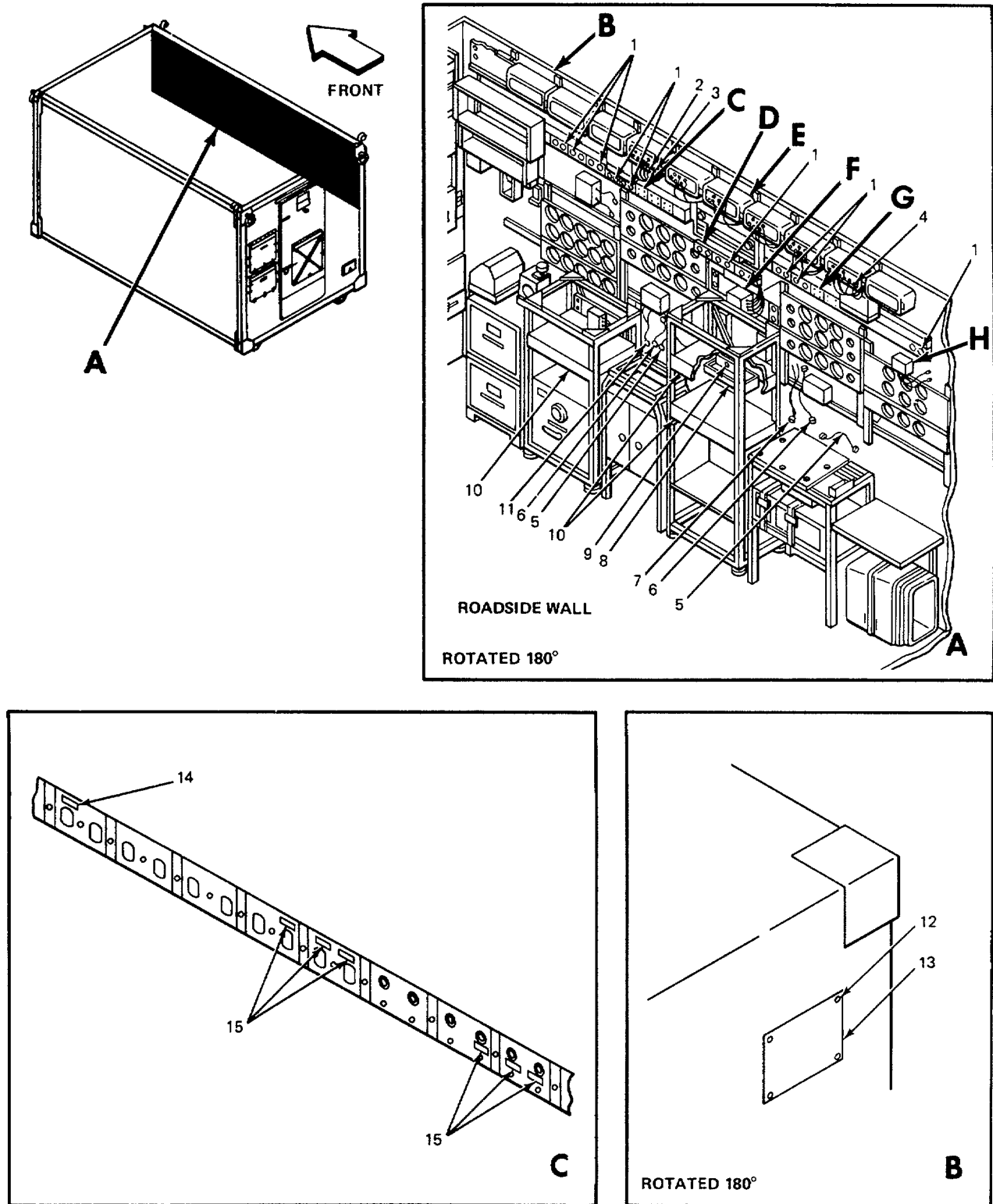
Figure 11. Shelter, Electrical Equipment S-176C/MSC-29 MOD, Switchbox Assembly.

**SECTION II**

**TM 11-5805-312-24P**

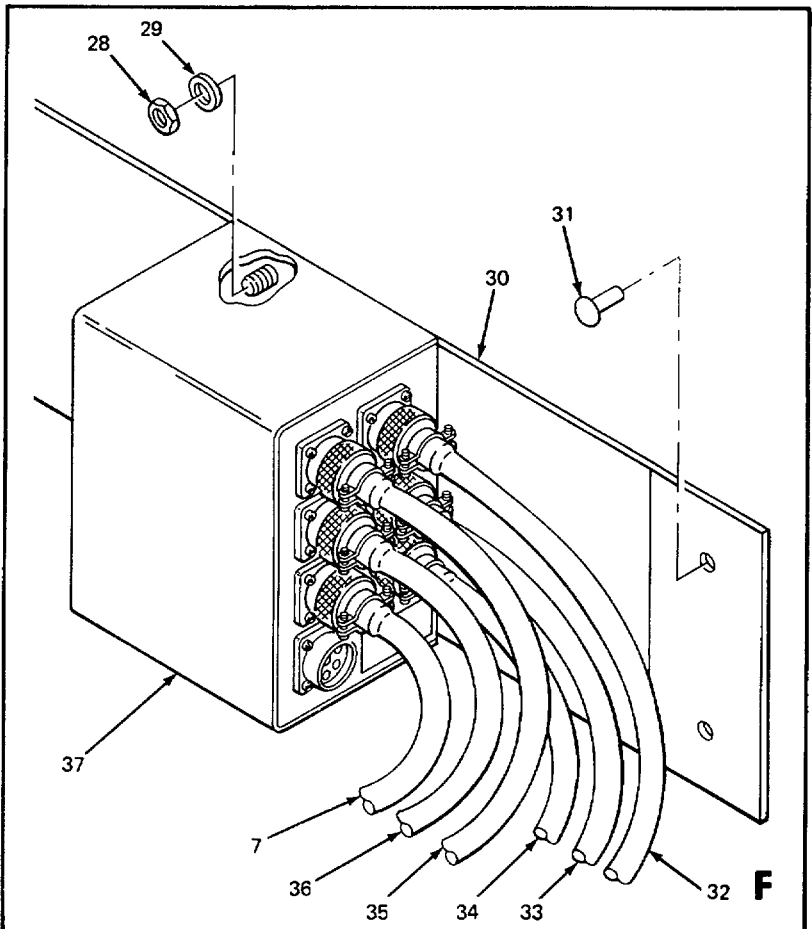
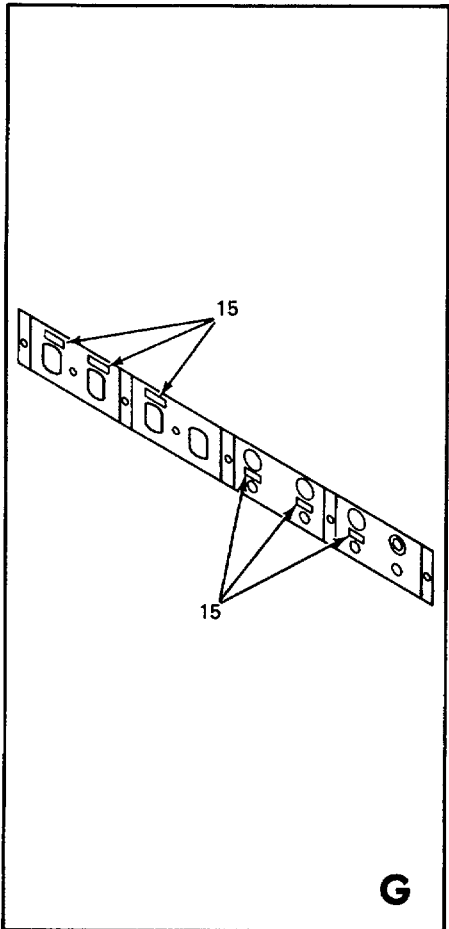
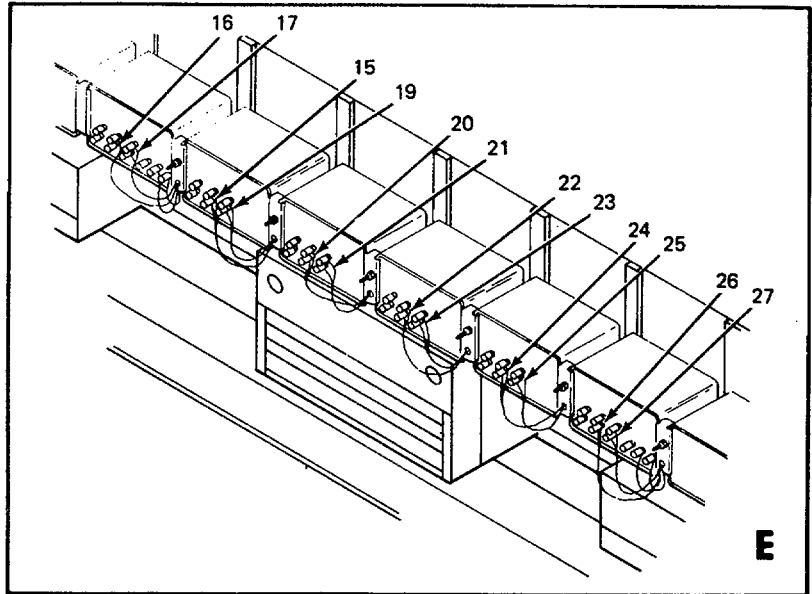
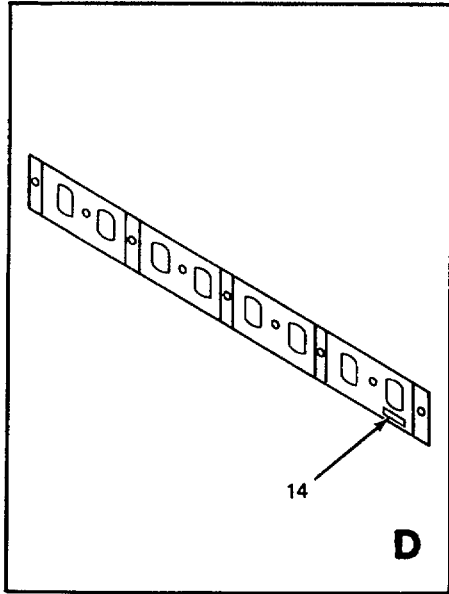
(1) ILLUS- TRATION (a) (b) FIG ITEM NO. NO.		(2) SMR CODE	(3) NATIONAL STOCK NUMBER	(4) FSCM	(5) PART NUMBER	(6) DESCRIPTION  USABLE ON CODE	(7) U/M	(8) QTY INC IN UNIT
11	1	PAFZZ		80063	SC-C-539759-5	RIVET, DOME HEAD.....	EA	8
11	2	XBOFF		80063	SC-D-959782-042	CABLE ASSY, TT-76 SWITCH BOX, INTCONN.....	EA	1
11	3	XBOFF		80063	SC-D-959782-012	CABLE ASSY, TT-76 SWITCH BOX, INTCONN.....	EA	1
11	4	PAFLZ		80063	SC-D-564240	SWITCH BOX ASSY.....	EA	2





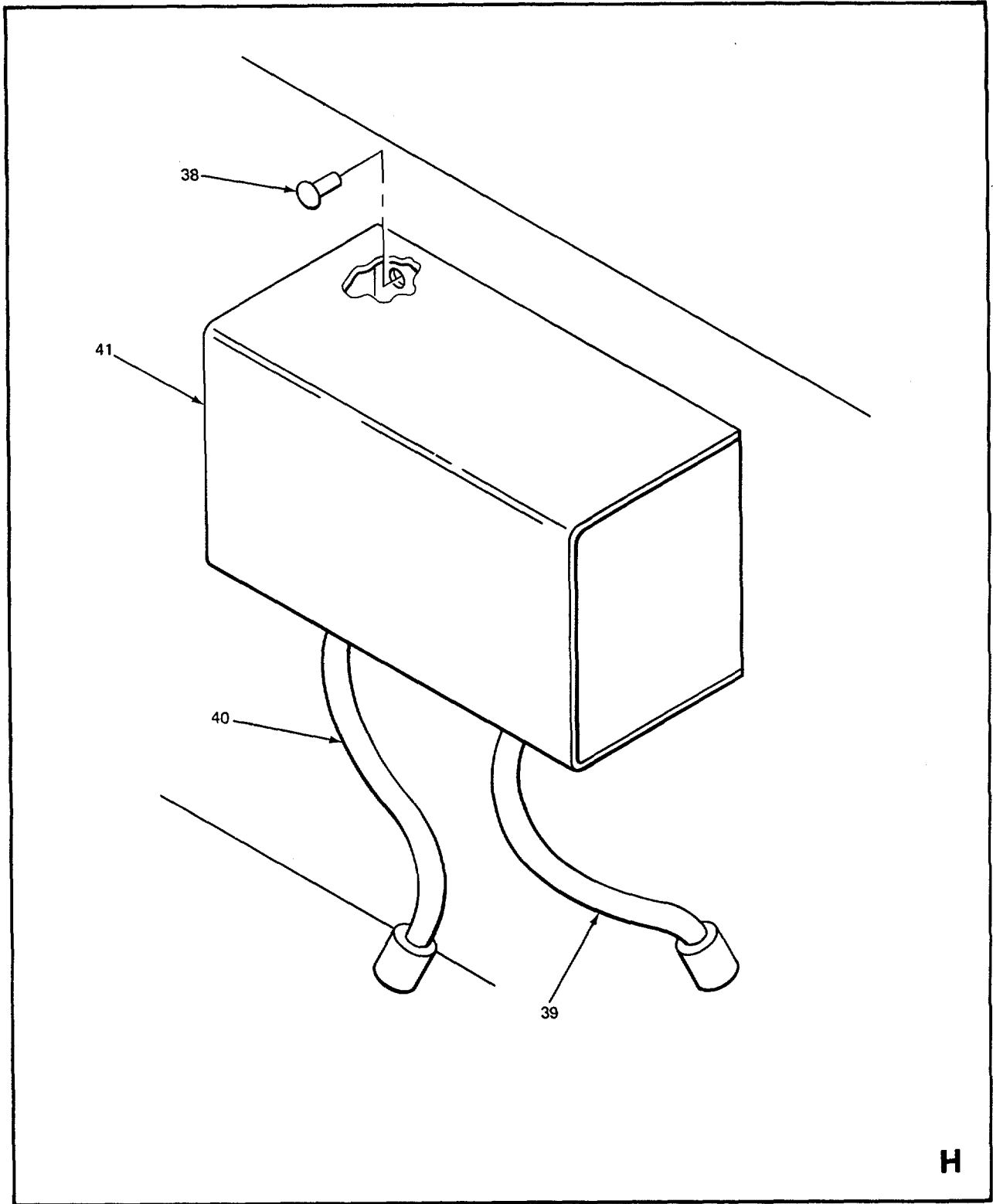
EL8KR024

Figure 12. Shelter, Electrical Equipment S-176C/MS-29 MOD, Roadside Wall (Sheet 1 of 3).



EL8KR025

Figure 12. Shelter, Electrical Equipment S-176C/MS-29 MOD, Roadside Wall (Sheet 2 of 3).



**H**

EL8KR026

Figure 12. Shelter, Electrical Equipment S-176C/MS-29 MOD, Roadside Wall (Sheet 3 of 3).

SECTION II

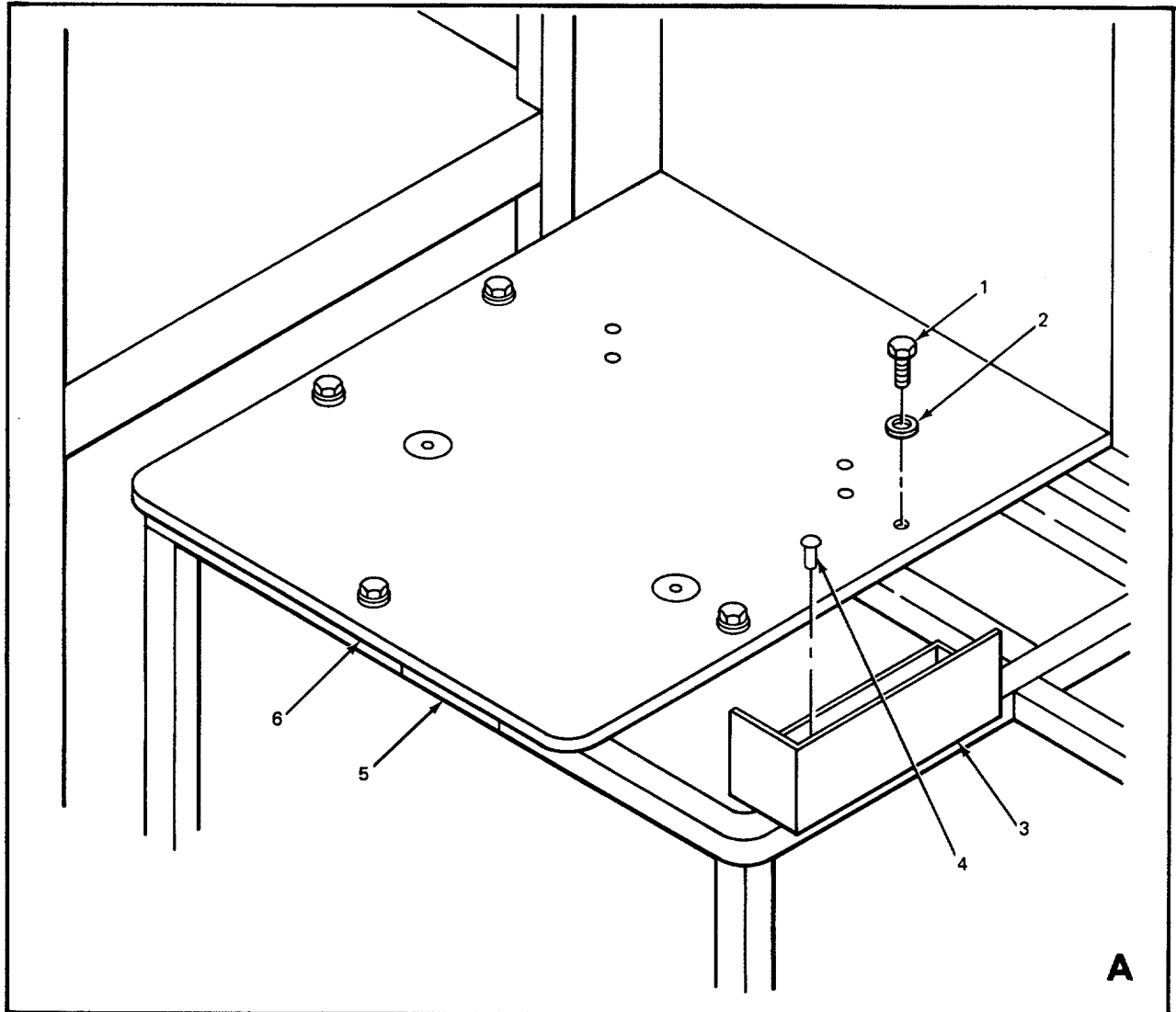
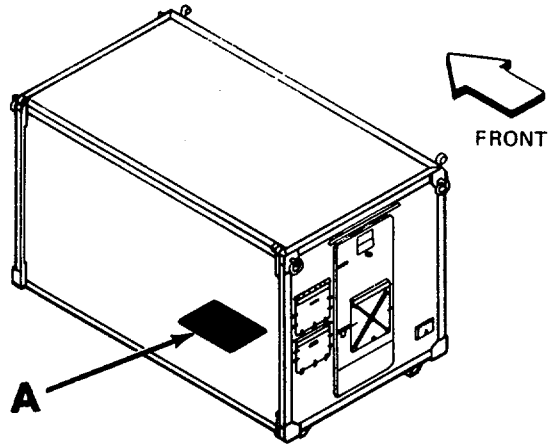
TM 11-5805-312-24P

(1) ILLUS- TRATION		(2)	(3)	(4)	(5)	(6)	(7)	(8)
(a) FIG NO.	(b) ITEM NO.	SMR CODE	NATIONAL STOCK NUMBER	FSCM	PART NUMBER	DESCRIPTION	USABLE ON CODE	QTY INC IN UNIT
12	1	PAFZZ	5935-01-058-9269	81348	WC596/40-2	CONNECTOR, RECEPTACLE .....	EA	9
12	2	XBOFF		80063	SC-D-959773-003	CABLE ASSY .....	EA	1
12	3	XBOFF		80063	SC-D-959725003	CABLE ASSY .....	EA	1
12	4	XB0FF		80063	SC-D-959725-007	CABLE ASSY .....	EA	1
12	5	PAOFF		80063	SC-D-960025-001	CABLESP .....	EA	1
12	6	PAOFF		80063	SC-D-960027-000	CABLE ASSY, AC POWER .....	EA	2
12	7	XBOFF		80063	SC-D-960024-006	CABLE ASSY, SIGNAL SWITCH BOX, INTCONN .....	EA	1
12	8	PAFZZ		80063	SC-D-959735	BATTERY BOX .....	EA	4
12	9	PAFZZ		80063	SC-C-539759-4	RIVET, DOME HEAD .....	EA	4
12	10	PAFZZ		80063	SC-D-959772	SHELF SUBASSEMBLY .....	EA	3
12	11	XBOFF		80063	SC-D-960024-015	CABLE ASSY, SIGNAL .....	EA	1
12	12	PAFZZ		80063	SC-C-539759-3	RIVET, DOME HEAD .....	EA	4
12	13	XBFFZ		80063	SC-C-959768	PLATE, IDENT .....	EA	1
12	14	XBFFZ		80063	SC-B-959778	PLATE, IDENT .....	EA	4
12	15	XBFFZ		80063	SC-B-959779	PLATE, IDENT .....	EA	24
12	16	XBOFF		80063	SC-D-959738-013	CABLE ASSY, LINE, SIG TM-22/TG .....	EA	1
12	17	XBOFF		80063	SC-D-959726-013	CABLE ASSY, LINE, SIG TH-22/TG .....	EA	1
12	18	XBOFF		80063	SC-D-959738-007	CABLE ASSY, LINE, SIG .....	EA	1
12	19	XBOFF		80063	SC-D-959726-007	CABLE ASSY, LINE, SIG TH-22/TG .....	EA	1
12	20	XBOFF		80063	SC-D-959738-001	CABLE ASSY, LINE, SIG TH-22/TG .....	EA	1
12	21	XBOFF		80063	SC-D-959726-001	CABLE ASSY, LINE, SIG TH-22/TG .....	EA	1
12	22	XBOFF		80063	SC-D-959738-016	CABLE ASSY, LINE, SIG TH-22/TG .....	EA	1
12	23	XBOFF		80063	SC-D-959726-021	CABLE ASSY, LINE, SIG TH-22/TG .....	EA	1
12	24	XBOFF		80063	SC-D-959738-022	CABLE ASSY, LINE, SIG TH-221TG .....	EA	1
12	25	XBOFF		80063	SC-D-959726-027	CABLE ASSY, LINE, SIG TH-22/TG .....	EA	1
12	26	XBOFF		80063	SC-D-959738-028	CABLE ASSY, LINE TH-22/TG .....	EA	1
12	27	XBOFF		80063	SC-D-959726-033	CABLE ASSY, LINE, SIG TH-22/TG .....	EA	1
12	28	PAFZZ	5310-00-934-9751	96906	M535650-302	NUT, PLAIN, HEXAGON .....	E	4
12	29	PAFZZ	5310-00-809-8546	96906	MS27L83-8	WASHER, FLAT .....	EA	4
12	30	PAFZZ		80063	SC-C-959737	PLATE, MOUNTING .....	EA	1
12	31	PAFLZZ		80063	SC-C-539759-2	RIVET, DOME HEAD .....	EA	4
12	32	XBOFF		80063	SC-D-959776-001	CABLE ASSY .....	EA	1
12	33	XBOFF		80063	SC-D-959746-018	CABLE ASSY .....	EA	1
12	34	XBOFF		80063	SC-D-959781-011	CABLE ASSY .....	EA	1
12	35	XBOFF		80063	SC-D-959781-001	CABLE ASSY .....	EA	1
12	36	XBOFF		80063	SC-D-959771-001	CABLE ASSY .....	EA	1
12	37	XAFFF		80063	SC-D-959750	CONNECTOR BOX, .7 CAB .....	EA	1
12	38	PAFZZ		80063	SC-D-539759-K	RIVET, DOME HEAD .....	EA	4
12	39	XBOFF		80063	SC-D-959782-019	CABLE ASSY, TT-76 .....	EA	1
12	40	XBOFF		80063	SC-D-959782-049	CABLE ASSY, TT-76 SWITCH BOX, INTCONN .....	EA	1

**SECTION II**

**TM 11-5805-312-24P**

(1) ILLUS- TRATION (a) (b) FIG ITEM NO. NO.		(2) SMR CODE	(3) NATIONAL STOCK NUMBER	(4) FSCM	(5) PART NUMBER	(6) DESCRIPTION  USABLE ON CODE	(7) U/M	(8) QTY INC IN UNIT
12	41	PAFZZ		80063	SC-D-564240	SNITCH BOX ASSY.....	EA	1



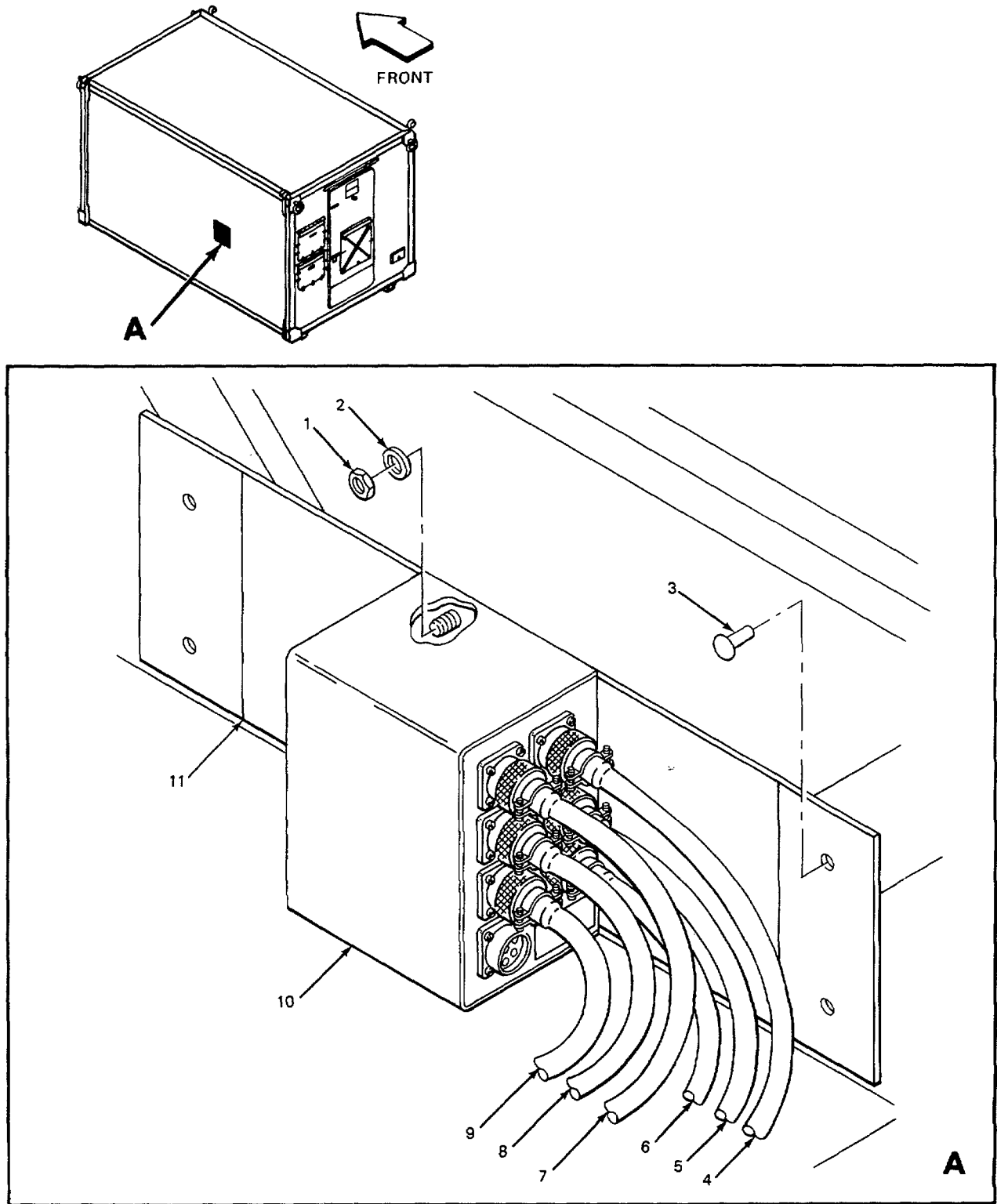
ELBKR027

Figure 13. Mounting Plate Assembly, Printer.

**SECTION II**

**TM 11-5805-312-24P**

(1) ILLUS- TRATION		(2)	(3)	(4)	(5)	(6)		(7)	(8)
(a) FIG NO.	(b) ITEM NO.	SMR CODE	NATIONAL STOCK NUMBER	FSCM	PART NUMBER	DESCRIPTION	USABLE ON CODE	U/M	QTY INC IN UNIT
13	1	PAFZZ	5305-00-068-0501	96906	MS90725-5	SCREW, CAP, HEXAGON H .....		EA	5
13	2	PAFZZ	5310-00-809-4058	96906	MS27183-10	WASHER, FLAT .....		EA	5
13	3	PAFIZ		80063	SC-D-959735	BATTERY BOX.....		EA	1
13	4	PAFZZ		80063	SC-C-539759-4	RIVET, DONE HEAD.....		EA	4
13	5	XBFZZ		80063	SC-B-959780	PLATE, IDENT .....		EA	4
13	6	PAFZZ		80063	SC-D-959765	PLATE ASSY, MTG, PTR.....		EA	3



EL8KR028

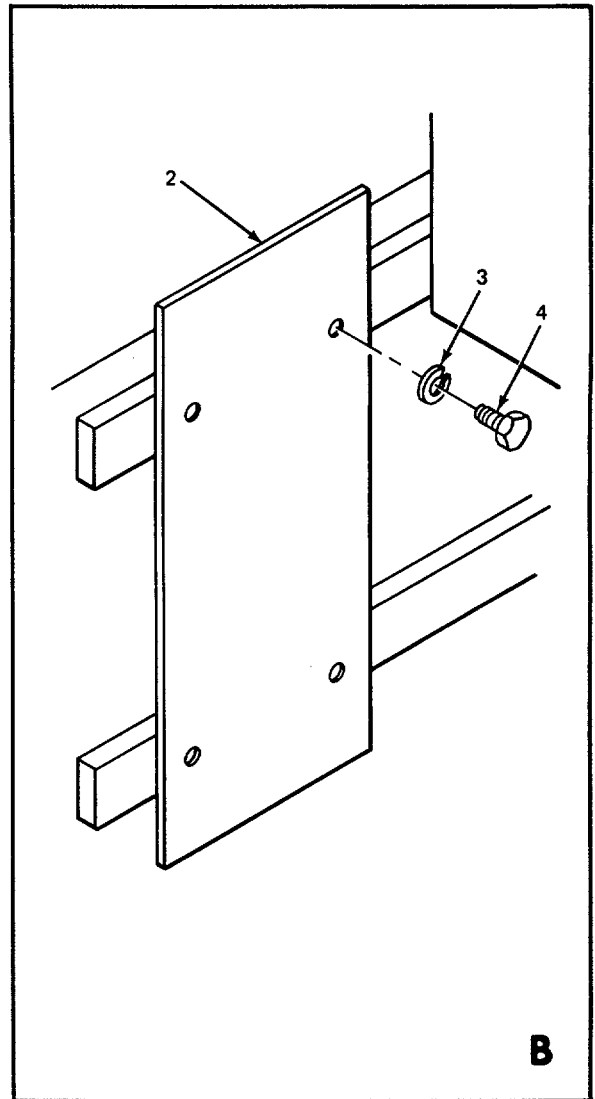
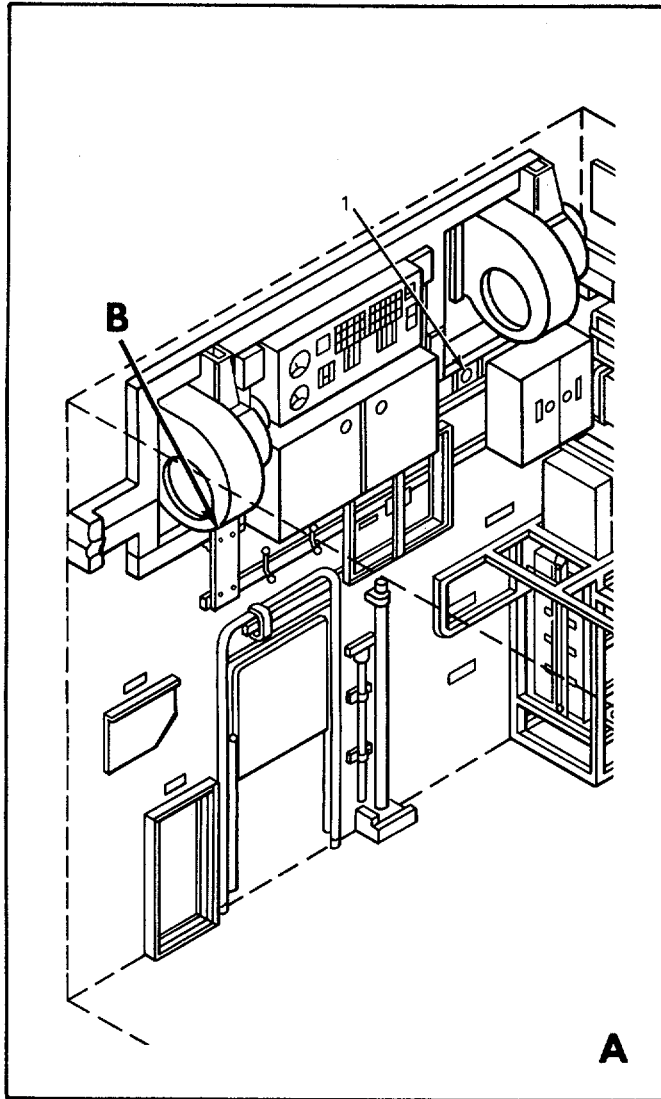
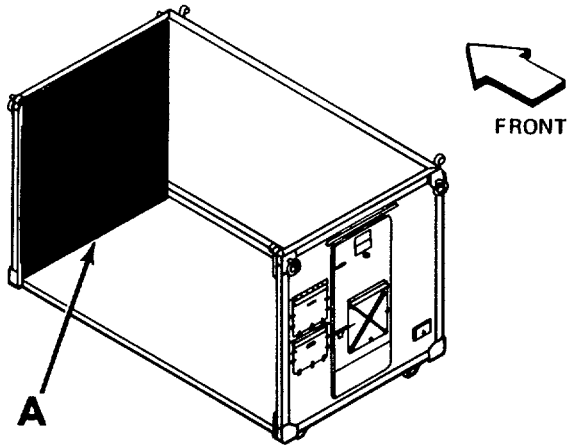
Figure 14. Connector Box, 7 Cable.



SECTION II

TM 11-5805-312-24P

(1) ILLUS- TRATION (a) (b) FIG ITEM NO. NO.		(2) SMR CODE	(3) NATIONAL STOCK NUMBER	(4) FSCM	(5) PART NUMBER	(6) DESCRIPTION  USABLE ON CODE	(7) U/M	(8) QTY INC IN UNIT
14	1	PAFZZ	5310-00-934-9751	96906	M535650-302	NUT, PLAIN, HEXAGON .....	EA	4
14	2	PAFZZ	5310-00-809-8546	96906	NS27183-8	WASHER, FLAT .....	EA	4
14	3	PAFZZ		80063	SC-C-539759-2	RIVETDOONE HEAD .....	EA	4
14	4	XBOFF		80063	SC-D-960024-015	CABLE ASSV.SIGNAL.....	EA	1
14	5	XBOFF		80063	SC-D-959782-032	CABLE ASSY .....	EA	1
14	6	XBOFF		80063	SC-D-959782-002	CABLE ASS .....	EA	1
14	7	XBOFF		80063	SC-D-959746-014	CABLE ASSY .....	EA	1
14	8	XBOFF		80063	SC-D-959746-003	CABLE ASSY .....	EA	1
14	9	XBOFF		80063	SC-D-959745-004	CABLE ASSY .....	EA	1
14	10	PAFZZ		80063	SC-D-959775	CONNECTOR BOX, 7 CAB.....	EA	1
14	11	PAFZZ		80063	SC-C-959737	PLATEOUNTING .....	EA	1



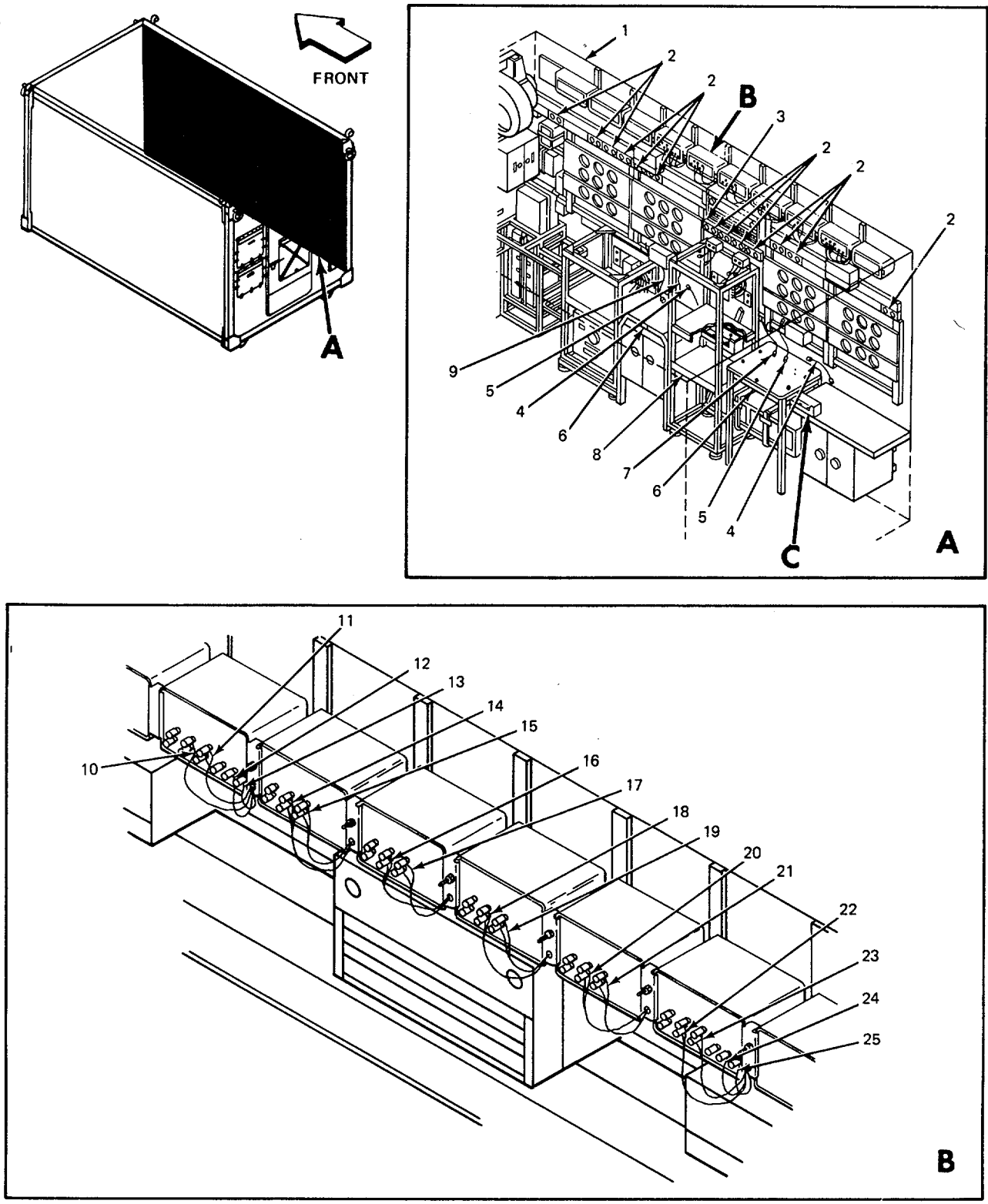
EL8KR029

Figure 15. Shelter, Electrical Equipment S-176C/MSC-29 and S-176C/MSC-29A, Front Wall.

**SECTION II**

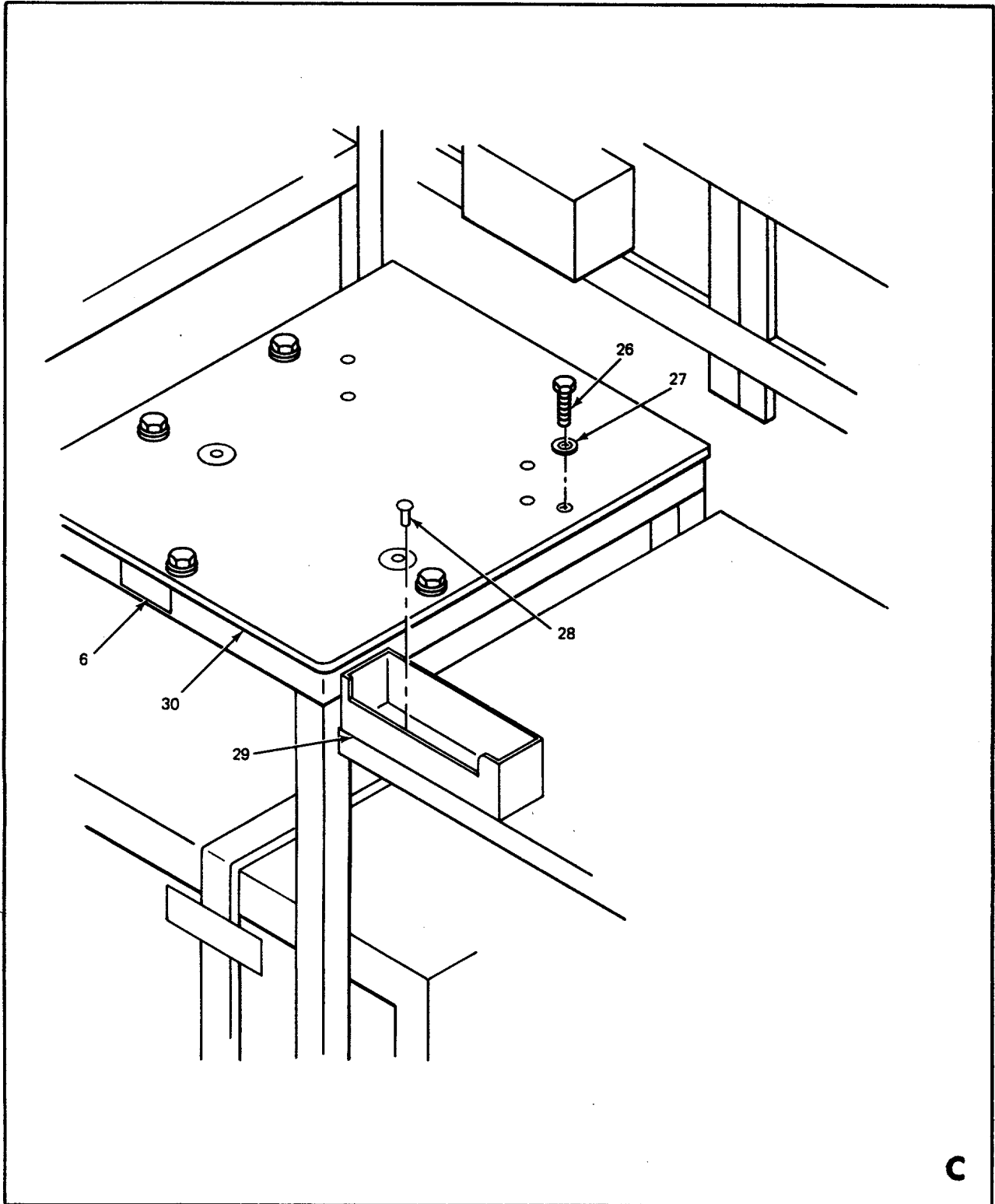
**TM 11-5805-312-24P**

(1) ILLUS- TRATION		(2)	(3)	(4)	(5)	(6)		(7)	(8)
(a) FIG NO.	(b) ITEM NO.	SMR CODE	NATIONAL STOCK NUMBER	FSCM	PART NUMBER	DESCRIPTION	USABLE ON CODE	U/M	QTY INC IN UNIT
15	1	PAFZZ	5935-01-024-4028	81348	WC596/41-2	CONNECTOR, RECEPACL .....		EA	1
15	2	XBFZZ		80063	SC-D-959757	BRACKET, FIRE EXTG AND PLATE ASSY .....		EA	1
15	3	PAFZZ	53L0-00-582-5965	96906	NS35338-44	WASHER, LOCK .....		EA	4
15	4	PAFZZ	5305-00-988-1723	96906	NS35206-279	SCREW, MACHINE .....		EA	4



EL8KR030

Figure 16. Shelter, Electrical Equipment S-176C/MS-29 MOD, Roadside Wall (Sheet 1 of 2).



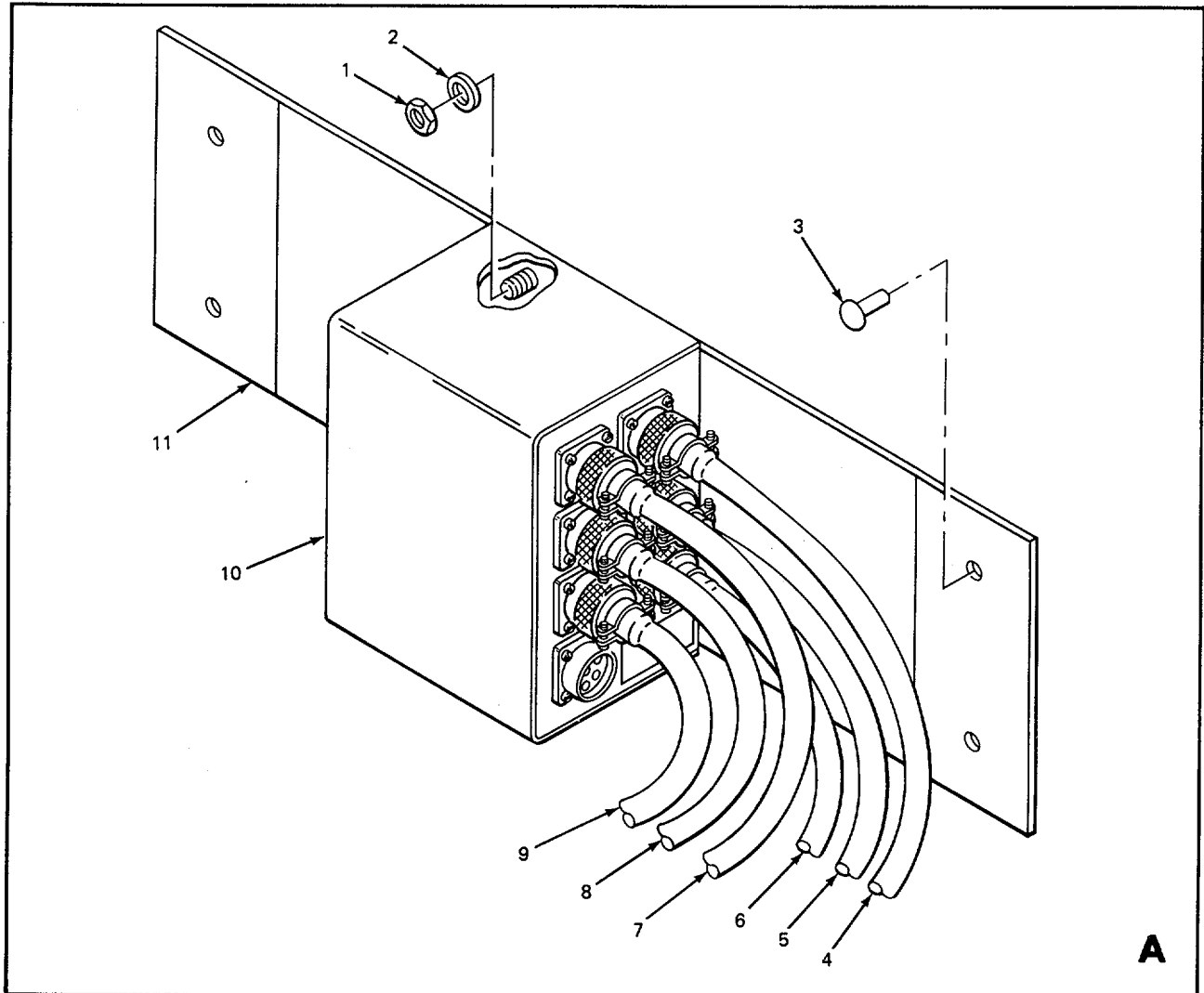
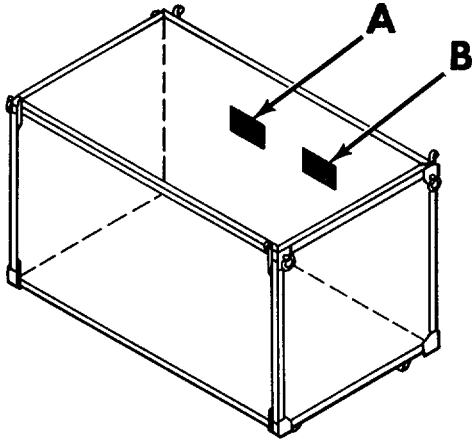
EL8KR031

Figure 16. Shelter, Electrical Equipment S-176C/MS-29 MOD, Roadside Wall (Sheet 2 of 2).

SECTION II

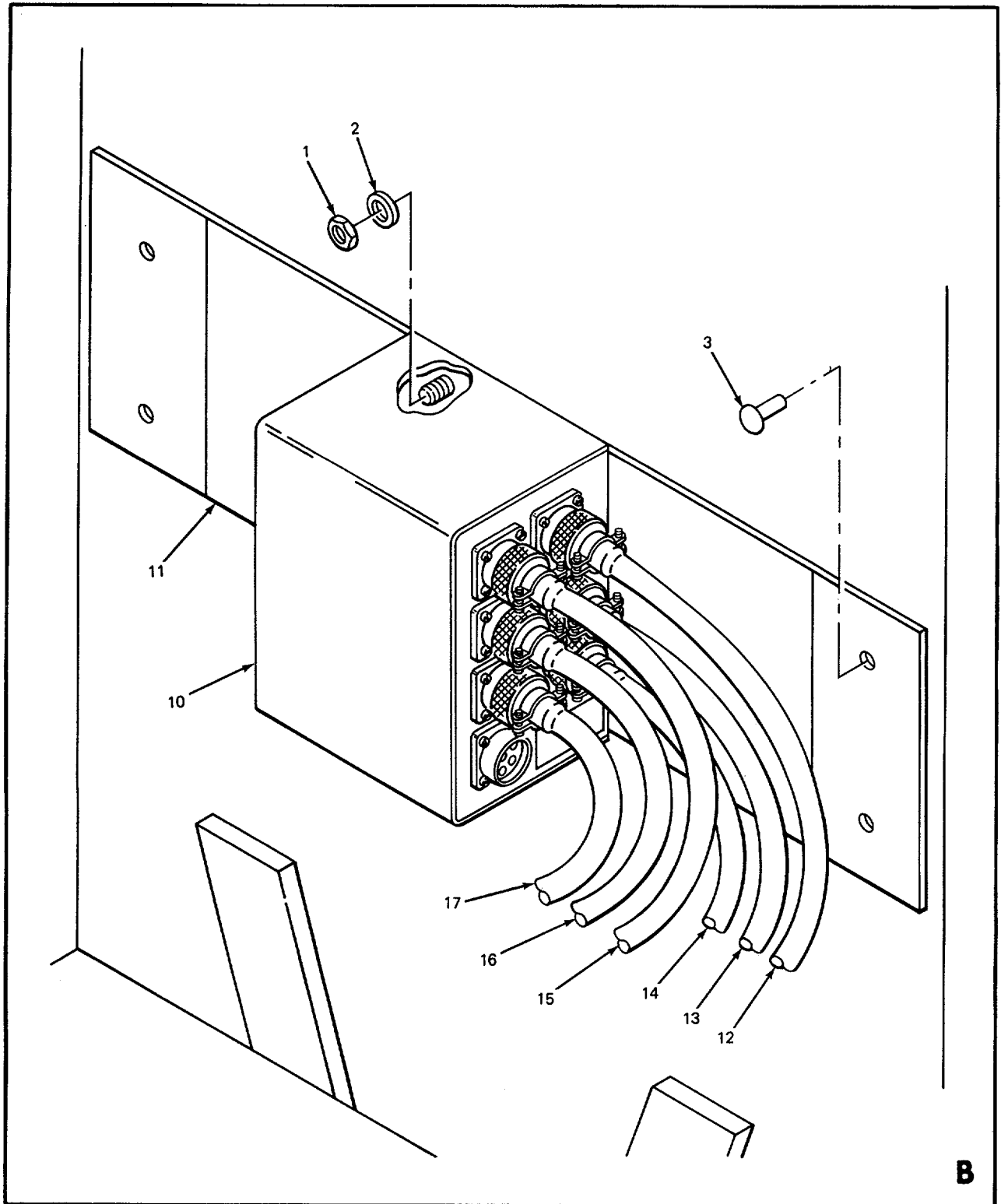
TM 11-5805-312-24P

(1) ILLUS- TRATION (a) (b) FIG ITEM NO. NO.		(2) SMR CODE	(3) NATIONAL STOCK NUMBER	(4) FSCM	(5) PART NUMBER	(6) DESCRIPTION  USABLE ON CODE	(7) U/M	(8) QTY INC IN UNIT
16	1	POFDD		80063	SC-D-959756	SHELTER, MODIFIED AN/MSC-29 .....	EA	1
16	2	PAFZZ	5935-01-058-9269	81348	WC596/40-2	CONNECTOR.RECEPTACL .....	EA	9
16	3	PAFZZ		80063	SC-C-959784	PLUGDUNY .....	EA	54
16	4	PAOFF		80063	SC-D-960025-001	CABLE, SP .....	EA	1
16	5	XBOFF		80063	SC-D-960021-001	CABLE ASSY.AC POWER.....	EA	2
16	6	XBFZZ		80063	SC-B-959780	PLATE, IDENT .....	EA	2
16	7	XBOFF		80063	SC-D-950024-045	CABLE ASSY, SIGNAL.....	EA	1
16	8	PAFZZ		80063	SC-D-959772	SHELF SUBASSEMBLY.....	EA	3
16	9	XBOFF		80063	SC-D-960024-035	CABLE ASSY.SIGNAL.....	EA	1
16	10	XBOFF		80063	SC-D-954738-043	CABLE ASSY, LINE, SIG TH-22TG .....	EA	1
16	11	XBOFF		80063	SC-D-959726-053	CABLE ASSY, LINE, SIG TH-22TG .....	EA	1
16	12	XBOFF		80063	SC-D-959725-013	CABLE ASSY .....	EA	1
16	13	XBOFF		80063	SC-D-959773-013	CABLE ASSY, TH-22 LOOP REC.....	EA	1
16	14	XBOFF		80063	SC-D-959738-037	CABLE ASSY, LINE, SIG TH-22/TG .....	EA	1
16	15	XBOFF		80063	SC-D-959726-047	CABLE ASSY, LINE, SIG TH-22/TG .....	EA	1
16	16	XBOFF		80063	SC-D-959738-031	CABLE ASSY, LINE, SIG TH-22TG .....	EA	1
16	17	XBOFF		80063	SC-D-959726-041	CABLE ASSY, LINE, SIG TH-22TG .....	EA	1
16	18	XBOFF		80063	SC-D-959738-046	CABLE ASSY, LINE, SIG TH-22TG .....	EA	1
16	19	XBOFF		80063	SC-D-959726-061	CABLE ASSY, LINE, SIG TH-22TG .....	EA	1
16	20	XBOFF		80063	SC-D-959738-052	CABLE ASSY, LINE, SIG TH-22/TG .....	EA	1
16	21	XBOFF		80063	SC-D-959726-067	CABLE ASSY, LINE, SIG TH-22/TG .....	EA	1
16	22	XBCFF		80063	SC-D-959738-058	CABLE ASSY, LINE, SIG TH-22/TG .....	EA	1
16	23	XBOFF		80063	SC-D-959726-013	CABLE ASSY, LINE, SIG TH-22/TG .....	EA	1
16	24	XBOFF		80063	SC-D-959725-017	CABLE ASSY .....	EA	1
16	25	XBOFF		80063	SC-D-959773-017	CABLE ASSY.TH-22 LOOP REC.....	EA	1
16	26	PAFZZ	5305-00-068-0501	96906	MS90725-5	SCREW, CAP, HEXAGON H .....	EA	5
16	27	PAFZZ	5310-00-809-4058	96906	MS27183-10	WASHER, FLAT .....	EA	5
16	28	PAFZZ		80063	SC-C-549759-4	RIVET, DOME HEAD.....	EA	2
16	29	PAFZZ		80063	SC-D-959735	BATTERY BOX.....	EA	1
16	30	PAFZZ		80063	SC-D-959765	PLATEASSY, MTG, PTR.....	EA	1



EL8KR032

Figure 17. Roadside Wall Connector Boxes (Sheet 1 of 2).



**B**

EL8KR033

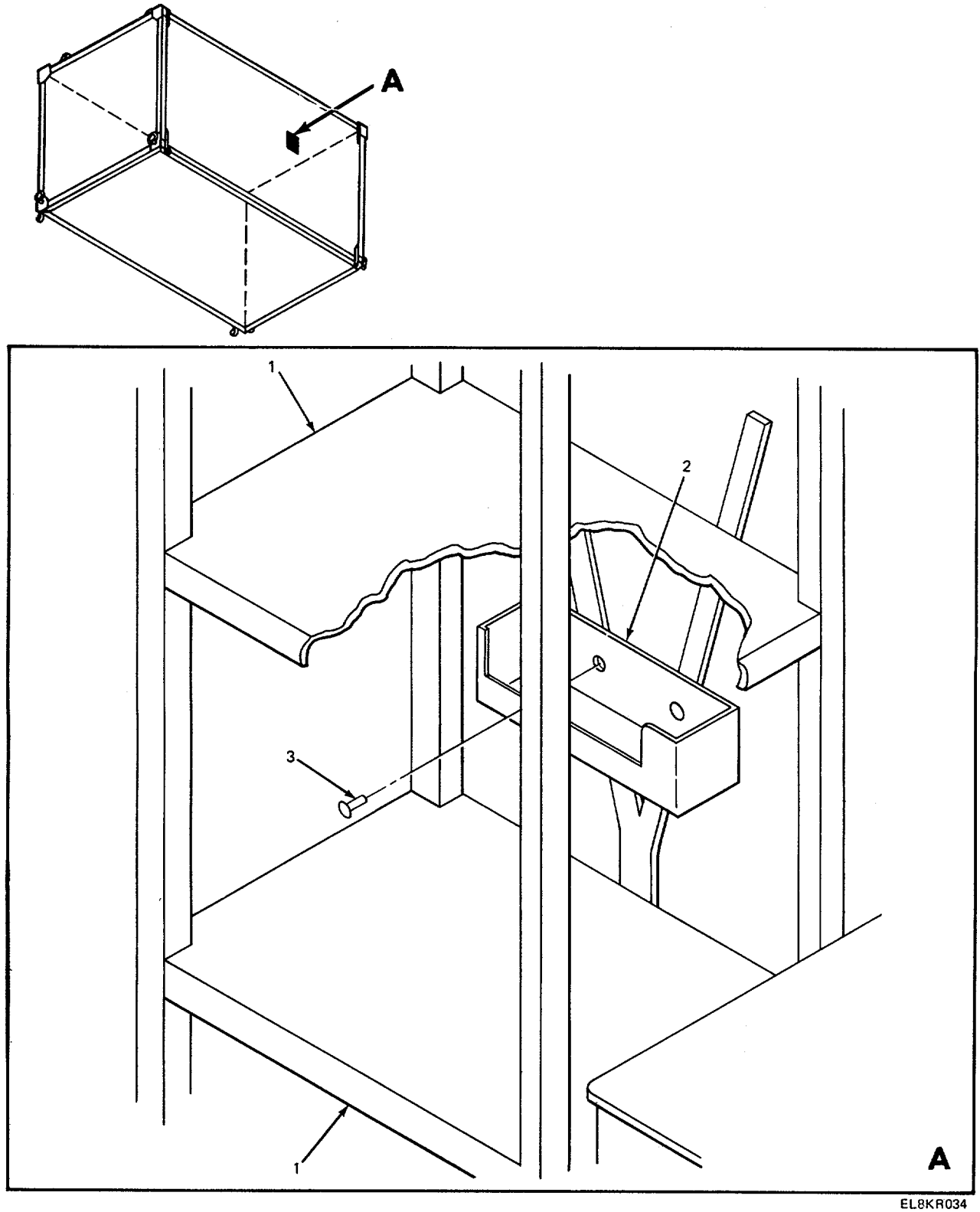
Figure 17. Roadside Wall Connector Boxes (Sheet 2 of 2).



SECTION II

TM 11-5805-312-24P

(1) ILLUS- TRATION (a) FIG NO.	(2) SMR CODE (b) ITEM NO.	(3) NATIONAL STOCK NUMBER	(4) FSCM	(5) PART NUMBER	(6) DESCRIPTION  USABLE ON CODE	(7) U/M	(8) QTY INC IN UNIT
17	1	PAFZZ 5310-00-934-9751	96906	MS35650-302	NUT, PLAIN, HEXAGON .....	EA	4
17	2	PAFZZ 5310-00-809-8546	96906	MS27183-8	WASHER, FLAT .....	EA	4
17	3	PAFZZ	80063	SC-C-539759-2	RIVET, DOME HEAD.....	EA	4
17	4	XBOFF	80063	SC-D-959782-009	CABLE ASSY .....	EA	1
17	5	XBOFF	80063	SC-D-959771-006	CABLE ASSY .....	EA	1
17	6	XBOFF	80063	SC-D-959782-039	CABLE ASSY E.....	EA	1
17	7	XBOFF	80063	SC-D-959746-023	CABLE ASSY .....	EA	1
17	8	XBOFF	80063	SC-D-959746-009	CABLE ASSY .....	EA	1
17	9	XBOFF	80063	SC-D-960024-035	CABLE ASSY, SIGNAL.....	EA	1
17	10	XAFFF	80063	SC-D-959755	CONNECTOR BOX, 7 CAB.....	EA	1
17	11	PAFZZ	80063	SC-C-959737	PLATE, MOUNTING .....	EA	1
17	12	XBOFF	80063	SC-D-959745-009	CABLE ASSY .....	EA	1
17	13	XBOFF	80063	SC-D-959746-028	CABLE ASSY .....	EA	1
17	14	XBOFF	80063	SC-D-959776-006	CABLE ASSY .....	EA	1
17	15	XBOFF	80063	SC-D-959781-005	CABLE ASSY .....	EA	1
17	16	XBOFF	80063	SC-D-959781-015	CABLE ASSY .....	EA	1
17	17	XBOFF	80063	SC-D-950024-045	CABLE ASSY, SIGNAL.....	EA	1



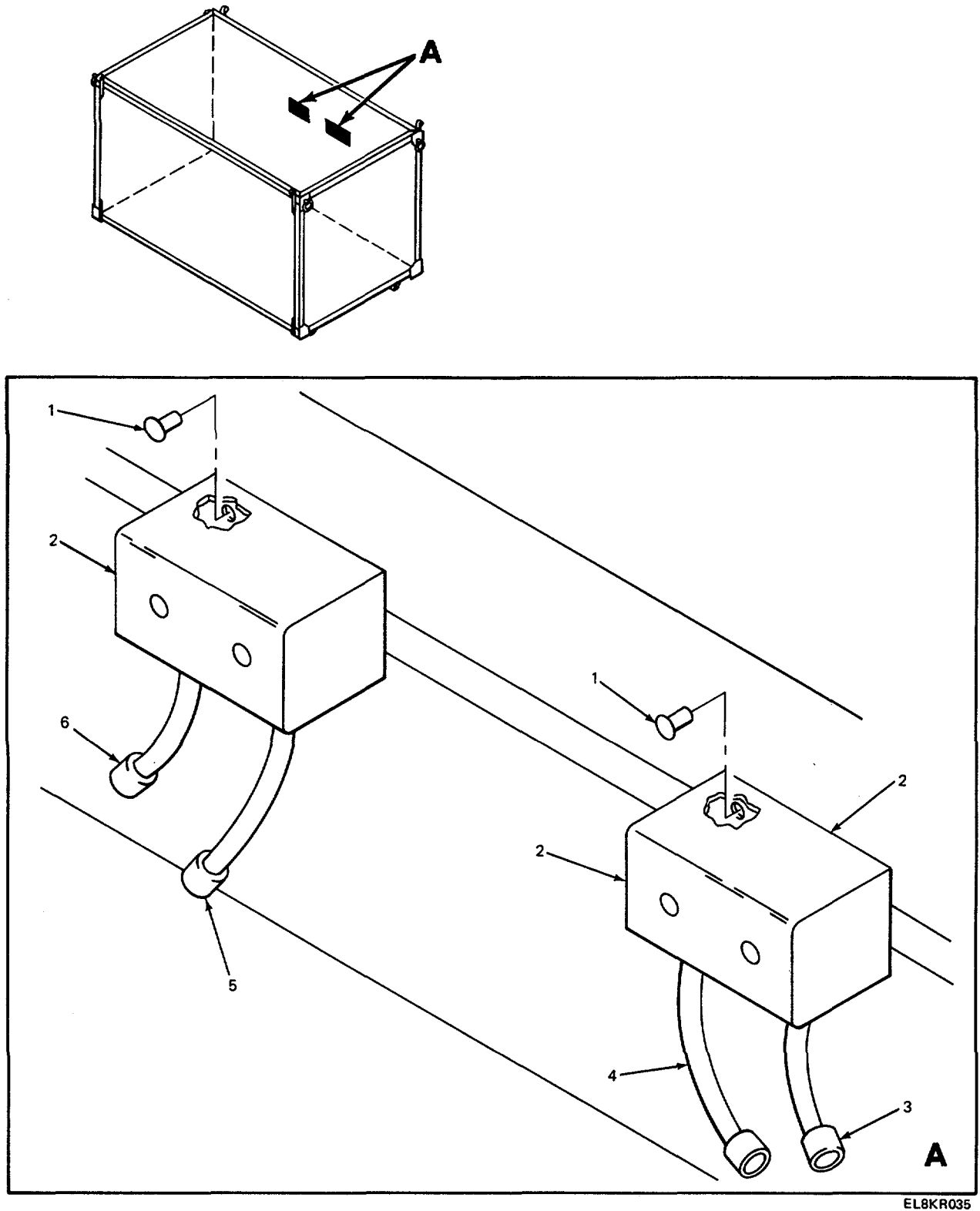
EL8KR034

Figure 18. Shelf Subassembly and Battery Box.

**SECTION II**

**TM 11-5805-312-24P**

(1) ILLUS- TRATION (a) (b) FIG ITEM NO. NO.		(2) SMR CODE	(3) NATIONAL STOCK NUMBER	(4) FSCM	(5) PART NUMBER	(6) DESCRIPTION  USABLE ON CODE	(7) U/M	(8) QTY INC IN UNIT
18	1	PAFZZ		80063	SC-D-959772	SHELF SUBASSEMBLY.....	EA	2
18	2	PAFZZ		80063	SC-D-959735	BATTERY BOX.....	EA	1
18	3	PAFZZ		80063	SC-C-549759-4	RIVET, DOME HEAD.....	EA	2



EL8KR035

Figure 19. Switchbox Assemblies, Roadside Wall.

**SECTION II**

**TM 11-5805-312-24P**

(1) ILLUS- TRATION (a) (b) FIG ITEM NO. NO.		(2) SMR CODE	(3) NATIONAL STOCK NUMBER	(4) FSCM	(5) PART NUMBER	(6) DESCRIPTION  USABLE ON CODE	(7) U/M	(8) QTY INC IN UNIT
19	1	PAFZZ		80063	SC-C-539759-K	RIVET,DOME HEAD.....	EA	4
19	2	PAFZZ		80063	SC-D-564240	SWITCH BOX ASSY.....	EA	1
19	3	XBOFF		80063	SC-D-959782-058	CABLE ASSY,TT-76 SWITCH BOX,INTCONN.....	EA	1
19	4	XBOFF		80063	SC-D-959782-028	CABLE ASSY,TT-76 SWITCH. BOX,INTCONN.....	EA	1
19	5	XBOFF		80063	SC-D-959782-054	CABLE ASSY,TT-76 SWITCH BOX,INTCONN.....	EA	1
19	6	XBOFF		80063	SC-D-959782-024	CABLE ASSY.TT-76.....	EA	1

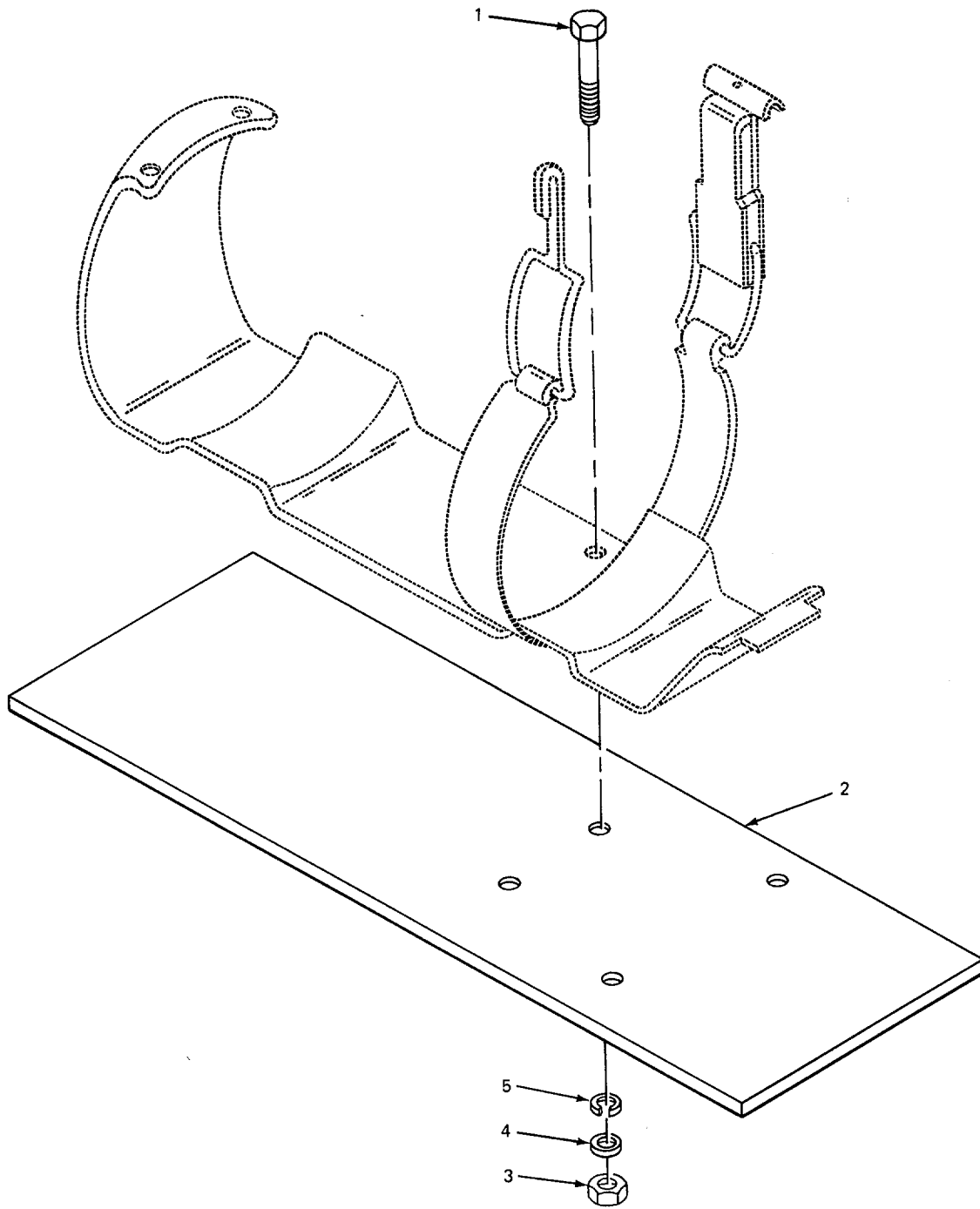


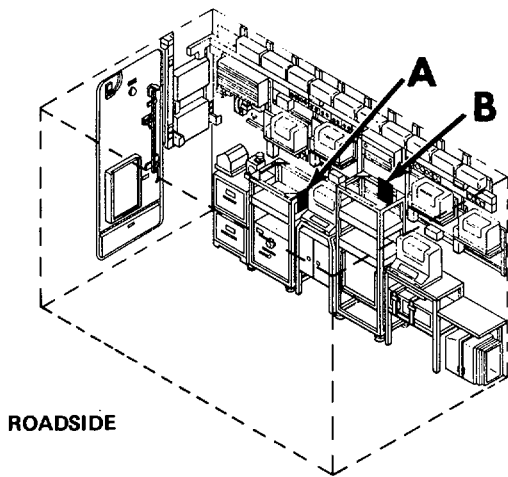
Figure 20 . Holder, Bracket Assembly .

EL8KR036

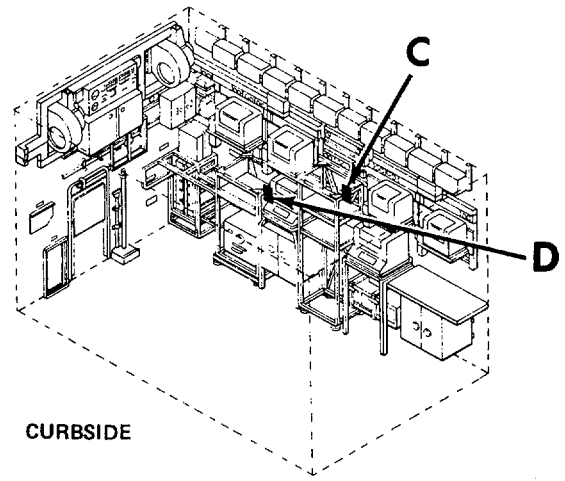
**SECTION II**

**TM 11-5805-312-24P**

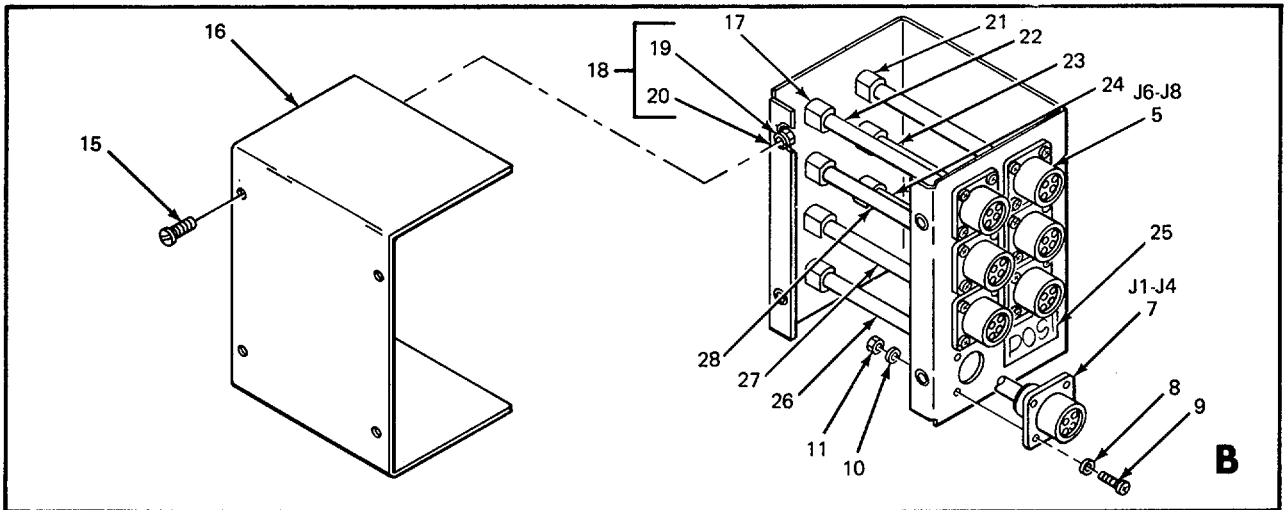
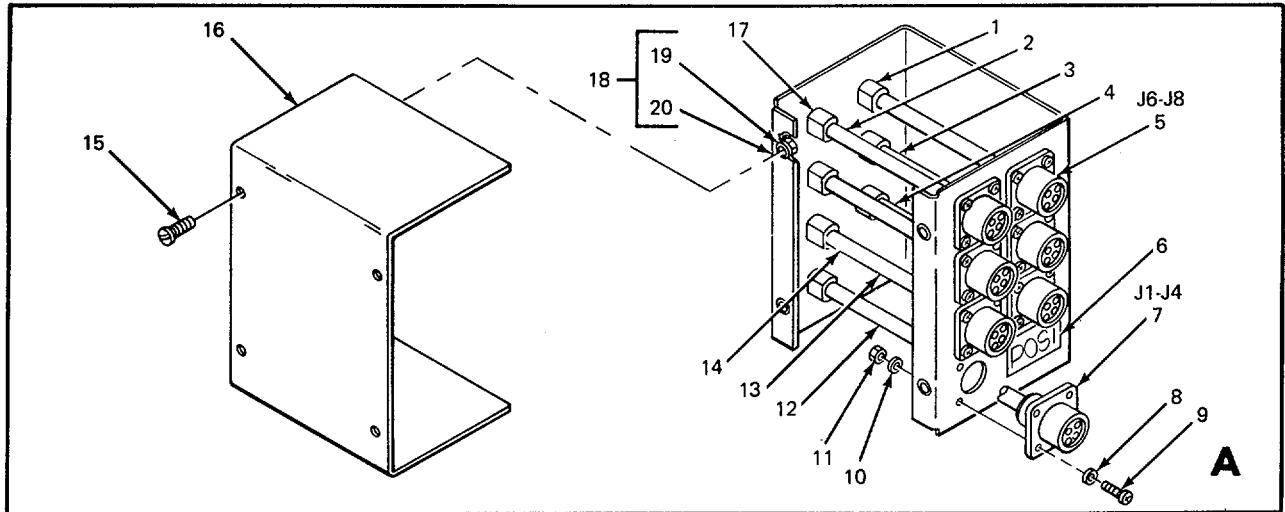
(1) ILLUS- TRATION (a) (b) FIG ITEM NO. NO.		(2) SMR CODE	(3) NATIONAL STOCK NUMBER	(4) FSCM	(5) PART NUMBER	(6) DESCRIPTION  USABLE ON CODE	(7) U/M	(8) QTY INC IN UNIT
<b>GROUP 0801 HOLDER.BRACKET ASSEMBLY</b>								
20	1	PAFZZ	5305-00-988-1723	96906	MS35206-279	SCREW,MACHINE .....	EA	2
20	2	PAFZZ		80063	SC-0-959758	PLATE .....	EA	1
20	3	PAFZZ	5310-00-997-1888	96906	MS35649-2252	NUT,PLAIN,HEXAGON .....	EA	2
20	4	PAFZZ	5310-00-809-4058	96906	MS27183-10	WASHER,FLAT .....	EA	2
20	5	PAFZZ	5310-00-582-5965	96906	MS35338-44	WASHER,LOCK .....	EA	2



ROADSIDE



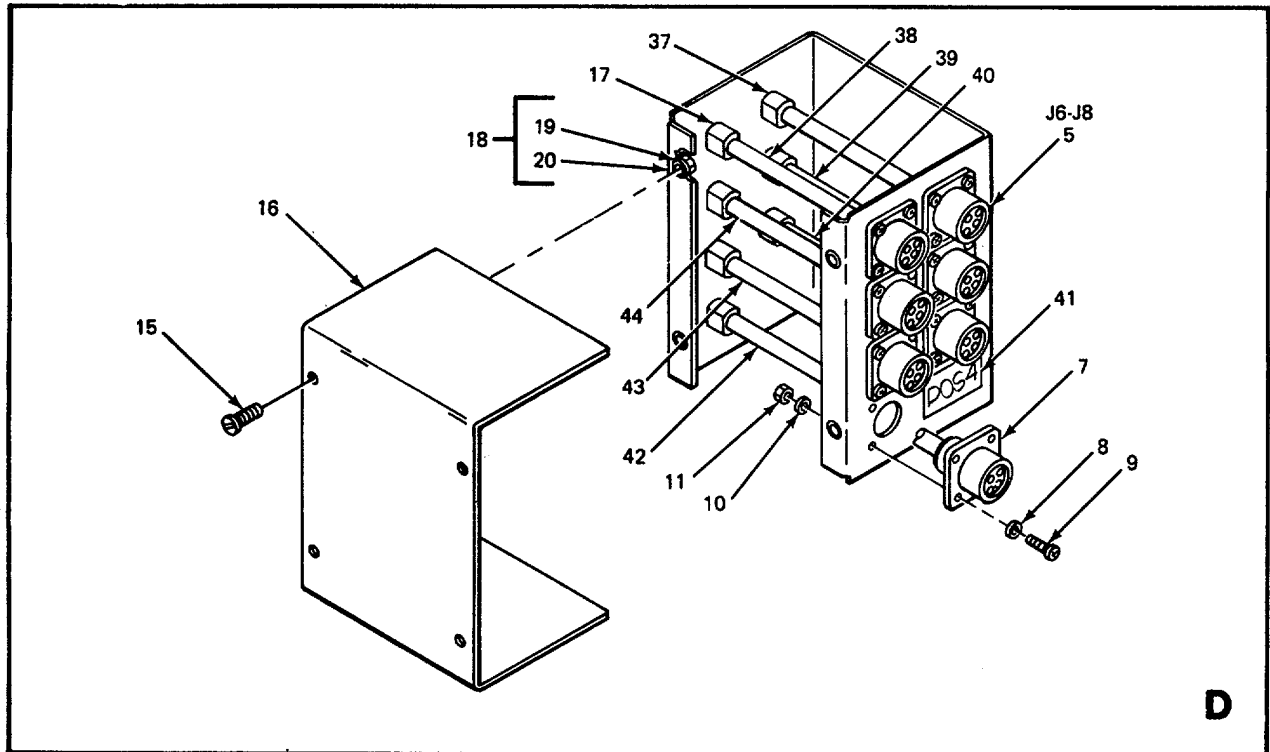
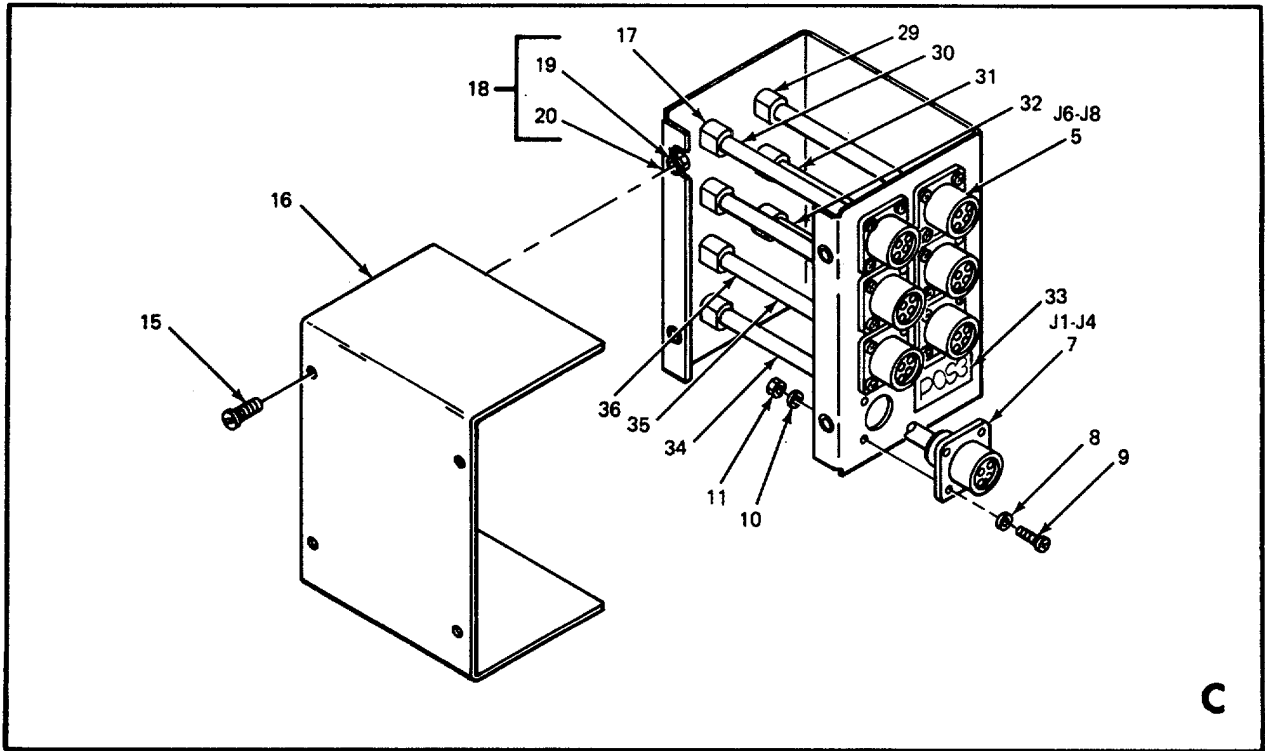
CURBSIDE



EL8KR037

Figure 21 . Interconnecting Box, Cable Assembly (Sheet 1 of 2) .





EL8KR038

Figure 21 . Interconnecting Box, Cable Assembly (Sheet 2 of 2) .

SECTION II

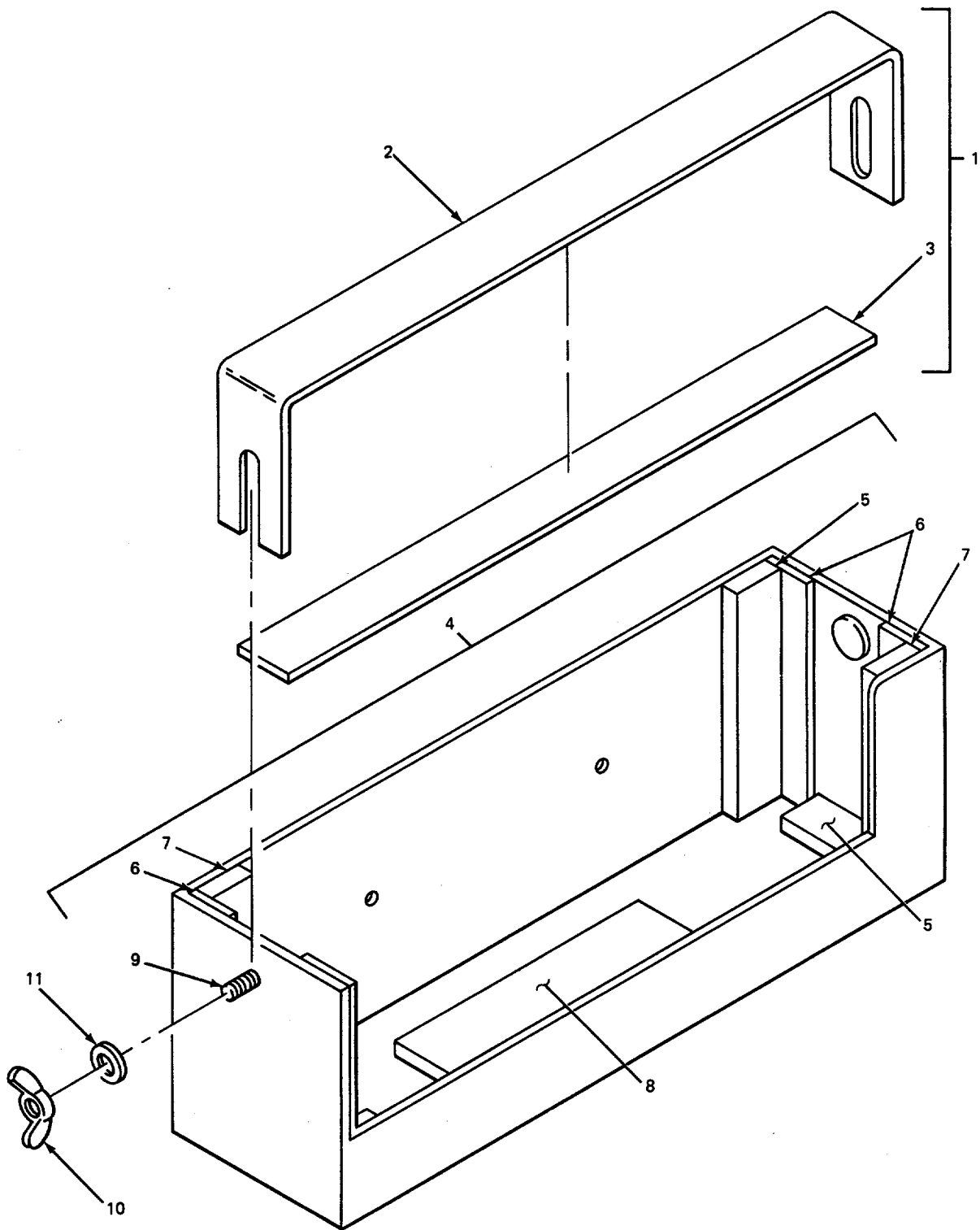
TM 11-5805-312-24P

(1) ILLUS- TRATION		(2)	(3)	(4)	(5)	(6)	(7)	(8)
(a) FIG NO.	(b) ITEM NO.	SMR CODE	NATIONAL STOCK NUMBER	FSCM	PART NUMBER	DESCRIPTION	USABLE ON CODE	U/M QTY INC IN UNIT
						<b>GROUP 0802 INTERCONNECTING BOX, CABLE ASSEMBLY</b>		
21	1	XBOFF		80063	SC-D-959774-006	CABLE ASSY,POS .....	EA	1
21	2	XBOFF		80063	SC-D-959770-001	CABLE ASSY,POS .....	EA	1
21	3	XBOFF		80063	SC-D-959774-011	CABLE ASSY,POS .....	EA	1
21	4	XBOFF		80063	SC-D-959774-001	CABLE ASSY,POS .....	EA	1
21	5	PAFZZ	5935-01-074-8665	96906	MS3112E10-98S	CONNECTOR,RECEPTACL .....	EA	3
21	6	MDFZZ		80063	SC-C-959176-4	PLATE,MARKING .....	EA	1
21	7	PAFZZ	5935-01-074-8665	96906	MS3112E10-98S	CONNECTOR,RECEPTACL .....	EA	4
21	8	PAFZZ	5310-00-543-2410	96906	MS35338-40	WASHER,LOCK .....	EA	28
21	9	PAFZZ	5305-00-889-2997	96906	MS35206-215	SCREW,MACHINE .....	EA	28
21	10	PAFZZ	5310-00-951-4679	96906	MS27183-3	WASHER,FLAT .....	EA	28
21	11	PAFZZ	5310-00-934-9739	96906	MS35649-242	NUT,PLAIN,HEXAGON .....	EA	28
21	12	XBOFF		80063	SC-D-959770-016	CABLE ASSY,POS 1 .....	EA	1
21	13	XBOFF		80063	SC-D-959770-011	CABLE ASSY,POS 1 .....	EA	1
21	14	XBOFF		80063	SC-D-959770-006	CABLE ASSY,POS 1 .....	EA	1
21	15	PAFZZ	5305-00-889-3000	96906	MS35206-230	SCREW,MACHINE .....	EA	4
21	16	XDFZZ		80063	SC-D-959749	COVER.....	EA	1
21	17	XDFZZ		80063	SC-C-959434	BUSHING .....	EA	7
21	18	XAFFF		80063	SC-D-959727	BOX.....	EA	1
21	19	XDFZZ		80063	SC-D-539781-3	CLINCH NUT .....	EA	4
21	20	XDFZZ		80063	SC-D-959727-1	CONNECTOR BOX .....	EA	1
21	21	XBOFF		80063	SC-D-959726-089	CABLE ASSY,POS 2 .....	EA	1
21	22	XBOFF		80063	SC-D-959738-064	CABLE ASSY,POS 2 .....	EA	1
21	23	XBOFF		80063	SC-D-959726-094	CABLE ASSY,POS 2 .....	EA	1
21	24	XBOFF		80063	SC-D-959726-084	CABLE ASSY,POS 2 .....	EA	1
21	25	MOOFF		80063	SC-C-959763-001	PLATE,MARKING .....	EA	1
21	26	XBFZZ		80063	SC-D-959738-079	CABLE ASSY,POS 2 .....	EA	1
21	27	XBOFF		80063	SC-D-959738-074	CABLE ASSY,POS 2 .....	EA	1
21	28	XBOFF		80063	SC-D-959738-069	CABLE ASSY,POS 2 .....	EA	1
21	29	XBOFF		80063	SC-D-959774-021	CABLE ASSY,POS 3 .....	EA	1
21	30	XBOFF		80063	SC-D-959770-021	CABLE ASSY,POS 3 .....	EA	1
21	31	XBOFF		80063	SC-D-959774-026	CABLE ASSY,POS 3 .....	EA	1
21	32	XBOFF		80063	SC-D-959774-016	CABLE ASSY,POS 3 .....	EA	1
21	33	MDFZZ		80063	SC-C-959763-3	PLATE,MARKING .....	EA	1
21	34	XBOFF		80063	SC-D-959770-036	CABLE ASSY,POS 3 .....	EA	1
21	35	XBOFF		80063	SC-D-959770-031	CABLE ASSY,POS 4 .....	EA	1
21	36	XBOFF		80063	SC-D-959770-026	CABLE ASSY,POS 3 .....	EA	1
21	37	XBOFF		80063	SC-D-959726-104	CABLE ASSY,POS 4 .....	EA	1
21	38	XBOFF		80063	SC-D-959738-084	CABLE ASSY,POS 4 .....	EA	1

**SECTION II**

**TM 11-5805-312-24P**

(1) ILLUS- TRATION (a) (b) FIG ITEM NO. NO.		(2) SMR CODE	(3) NATIONAL STOCK NUMBER	(4) FSCM	(5) PART NUMBER	(6) DESCRIPTION  USABLE ON CODE	(7) U/M	(8) QTY INC IN UNIT
21	39	XBOFF		80063	SC-D-959726-109	CABLE ASSY, POS 4 .....	EA	1
21	40	XBOFF		80063	SC-D-959726-099	CABLE ASSY, POS .....	EA	1
21	41	MDFZZ		80063	SC-C-959763-002	PLATE, MARKING .....	EA	1
21	4Z	XBOFF		80063	SC-D-959738-099	CABLE ASSY, POS 4 .....	EA	1
21	43	XBOFF		80063	SC-D-959738-094	CABLE ASSY, POS 4 .....	EA	1
21	44	XBOFF		80063	SC-D-959738-089	CABLE ASSY, POS 4 .....	EA	1



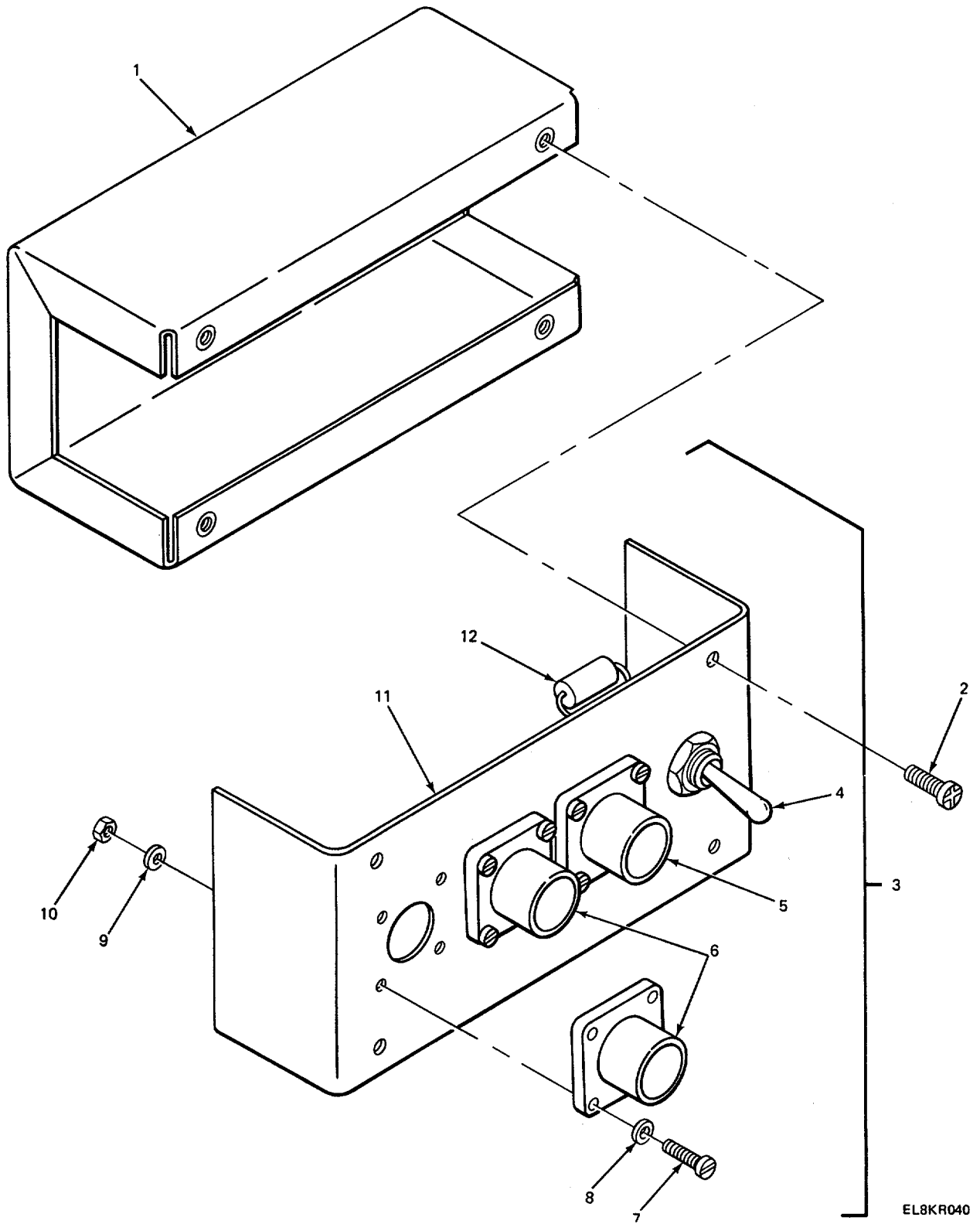
EL8KR039

Figure 22 . Battery Holder .

SECTION II

TM 11-5805-312-24P

(1) ILLUS- TRATION (a) (b) FIG ITEM NO. NO.		(2) SMR CODE	(3) NATIONAL STOCK NUMBER	(4) FSCM	(5) PART NUMBER	(6) DESCRIPTION	(7) U/M USABLE ON CODE	(8) QTY INC IN UNIT
<b>GROUP 0803 BATTERY HOLDER</b>								
22	1	XAFFF		80063	SC-C-959733	CLAMP ASSY.....	EA	1
22	2	XDFZZ		80063	SC-C-959731	CLAMP .....	EA	1
22	3	MDFZZ		80063	SC-D-959762-4	RUBBER PAD .....	EA	1
22	9	XAFFF		80063	SC-D-959734	BTRY HLDR BASE ASSY.....	EA	1
22	5	MDFZZ		80063	SC-D-959762-2	RUBBER .....	EA	3
22	6	MDFZZ			SC-D-959762-1	RUBBER .....	EA	4
22	7	MDFZZ		80063	SC-D-959762-3	RUBBER .....	EA	3
22	8	MDFZZ		80063	SC-D-959762-9	RUBBER .....	EA	1
22	9	PAFZZ	5307-00-235-6332	80063	SC-D-539676-46	CLINCH STUD .....	EA	2
22	10	PAFZZ	5310-01-064-8787	96906	MS35425-70	NUT,PLAIN,WING .....	EA	2
22	11	PAFZZ	5310-00-809-4058	96908	MS27183-10	WASHER,FLAT .....	EA	2



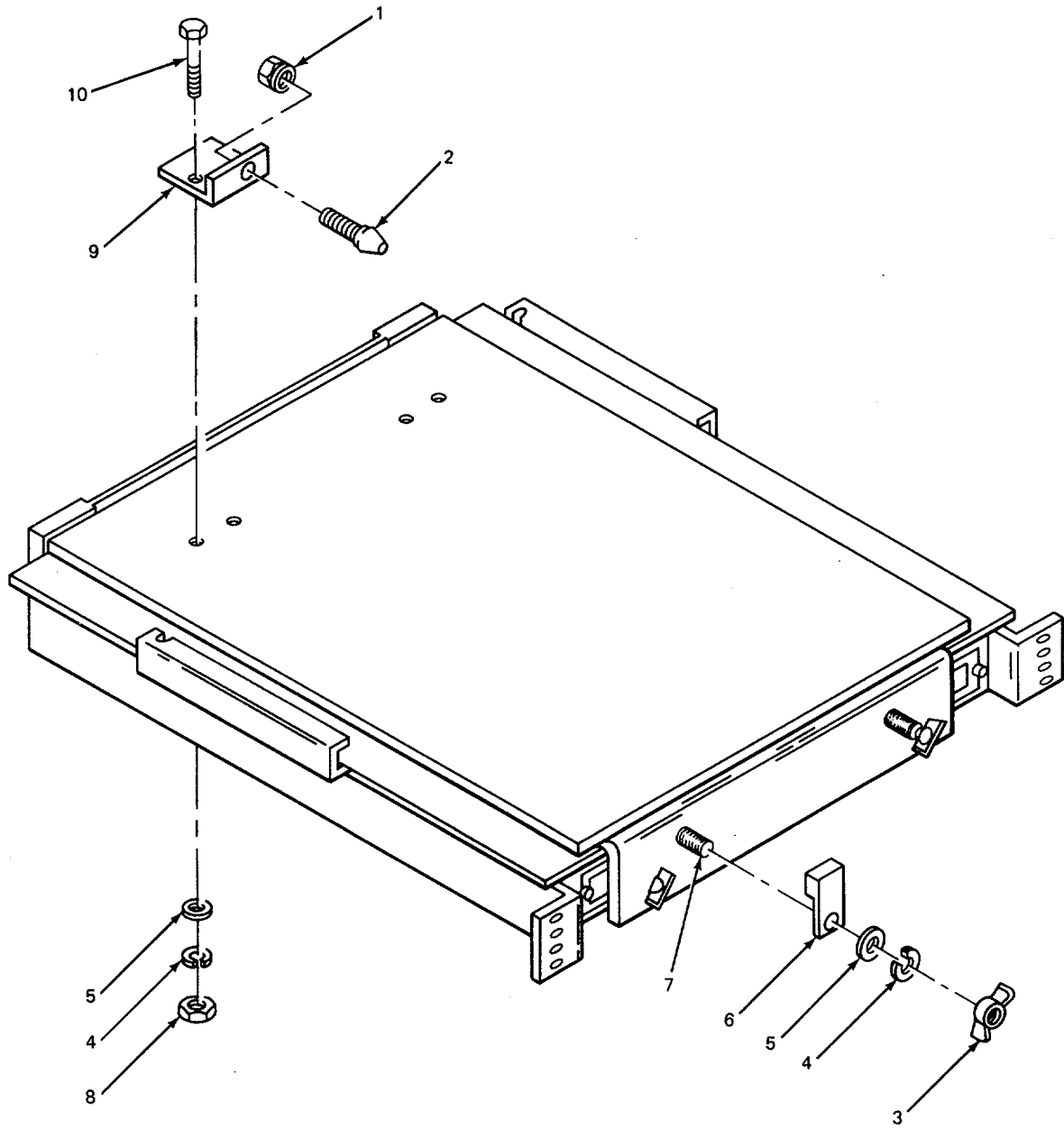
EL8KR040

Figure 23. Switchbox Assembly.

**SECTION II**

**TM 11-5805-312-24P**

(1) ILLUS- TRATION		(2)	(3)	(4)	(5)	(6)	(7)	(8)
(a) FIG NO.	(b) ITEM NO.	SMR CODE	NATIONAL STOCK NUMBER	FSCM	PART NUMBER	DESCRIPTION	USABLE ON CODE	U/M INC IN UNIT
						<b>GROUP 0804 SWITCH BOX ASSEMBLY</b>		
23	1	XDFZZ		80063	SC-C-578774	BOX,SUB-ASSY.....		EA 1
23	2	PAFZZ	5305-00-984-4988	96906	MS35206-25	SCREW,MACHINE.....		EA 4
23	3	XAFFF		80063	SC-C-564248	COVER ASSY.....		EA 1
23	4	PAFZZ	5930-00-655-1514	96906	MS35058-22	SWITCH,TOGGLE.....		EA 1
23	5	XDFZZ		80063	SC-C-564248-3	RECP,MTG BOX.....		EA 1
23	6	XDFZZ		80063	SC-C-564248-1	RECP,MTG BOX.....		EA 2
23	7	XDFZZ		80063	SC-C-564248-2	SCREW,MACH.....		EA 12
23	8	PAFZZ	5110-00-951-4679	96906	MS27183-3	WASHER,FLAT.....		EA 12
23	9	PAFZZ	5310-00-543-2410	96906	MS35338-40	WASHER,LOCK.....		EA 12
23	10	PAFZZ	5310-00-934-9739	96906	MS35649-242	NUT,PLAIN,HEXAGON.....		EA 12
23	11	XDFZZ		80063	SC-C-578606	COVER.....		EA 1
23	12	PAFZZ	5905-00-104-5757	81349	RCR32G273JS	RESISTOR,FIXED,COMP.....		EA 1



EL8KR041

Figure 24 . Shelf Subassembly .  
78



SECTION II

TM 11-5805-312-24P

(1) ILLUS- TRATION (a) (b) FIG ITEM NO. NO.		(2) SMR CODE	(3) NATIONAL STOCK NUMBER	(4) FSCM	(5) PART NUMBER	(6) DESCRIPTION  USABLE ON CODE	(7) U/M	(8) QTY INC IN UNIT
<b>GROUP 0805 SHELF SUBASSEMBLY</b>								
24	1	PAFZZ	5310-00-984-3806	96906	MS51922-9	NUT, SELF-. LOCKING. HE .....	EA	2
24	2	XDFZZ		80063	SM-B-730719	PIN, GUIDE .....	EA	2
24	3	PAFZZ	5310-01-064-8787	96906	MS35425-70	NUT, PLAIN. WING .....	EA	2
24	4	PAFZZ	5310-00-582-5965	96906	MS35338-44	WASHER, LOCK .....	EA	6
24	5	PAFZZ	5310-00-809-4058	96906	MS27183-10	WASHER, FLAT .....	EA	6
24	6	XDFZZ		80063	SC-C-959470-2	STOP .....	EA	2
24	7	XDFZZ		80063	SC-D-539676-48	STUD, CLINCH .....	EA	2
24	8	PAFZZ		96906	MS35650-130	NUT, PLAIN, HEXAGON .....	EA	4
24	9	XDFZZ		80063	SC-C-959452	ANGLE .....	EA	2
24	10	PAFZZ	5305-00-989-7434	96906	MS35207-263	SCREW, MACHINE .....	EA	4

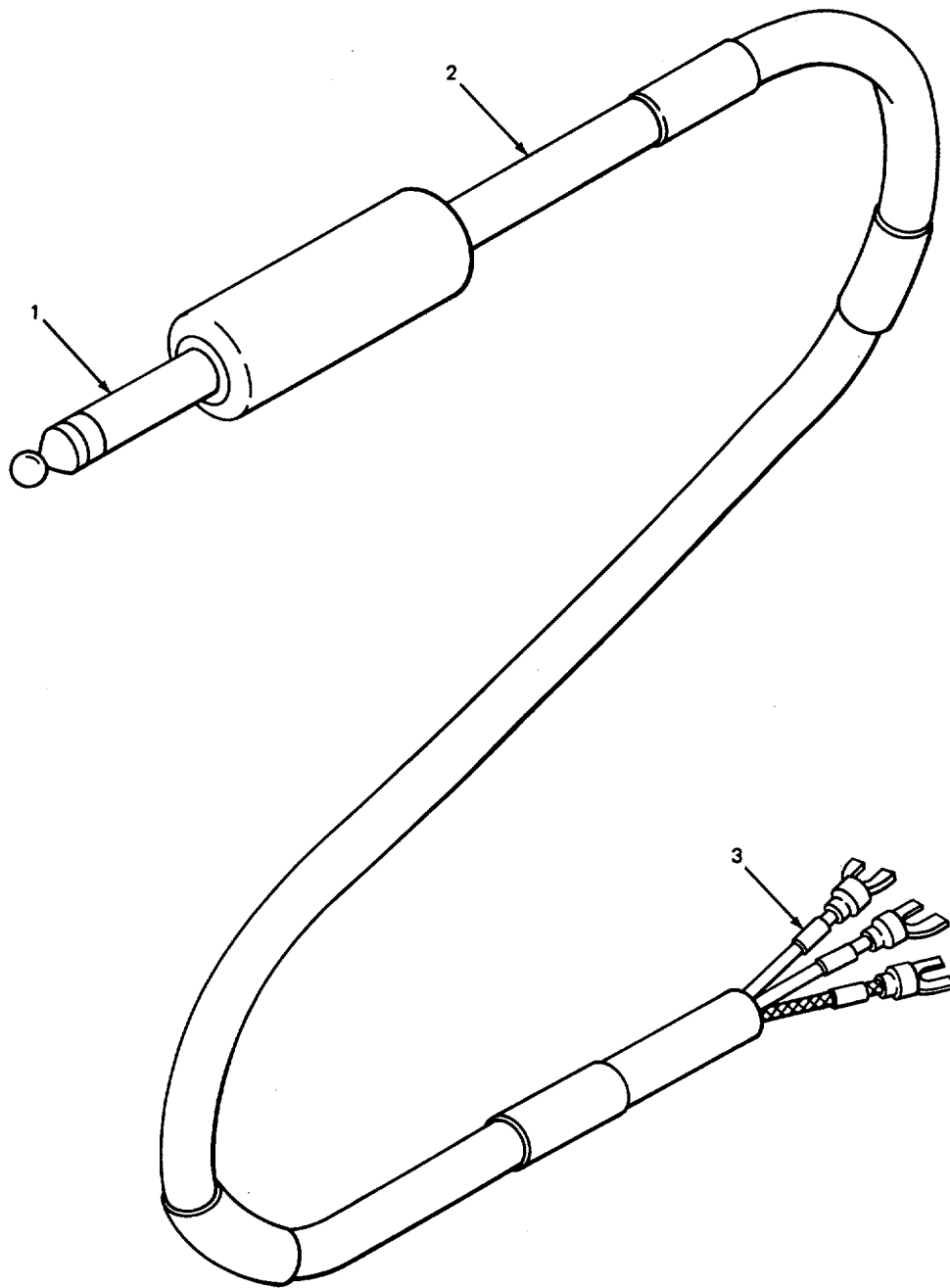


Figure 25 . Cable Assembly .  
80

EL8KR042

**SECTION II**

**TM 11-5805-312-24P**

(1) ILLUS- TRATION (a) (b) FIG ITEM NO. NO.		(2) SMR CODE	(3) NATIONAL STOCK NUMBER	(4) FSCM	(5) PART NUMBER	(6) DESCRIPTION	(7) U/M USABLE ON CODE	(8) QTY INC IN UNIT
<b>GROUP 0806 CABLE ASSEMBLY</b>								
251	PAFZZ		5935-00-283-1230	81349	PJ055R	PLUG,TELEPHONE .....	EA	1
25	1 PAFZZ		5935-00-192-4760	81349	M642/4-1	PLUG,TELEPHONE CONN SEND .....	EA	1
25	2 PAFZZ			81349	C0-02MGE(2/20)SJ	CABLE .....	FT	V
25	3 XDFZZ			80063	0290 SC-D-6B18322-6	TERMINAL .....	EA	3

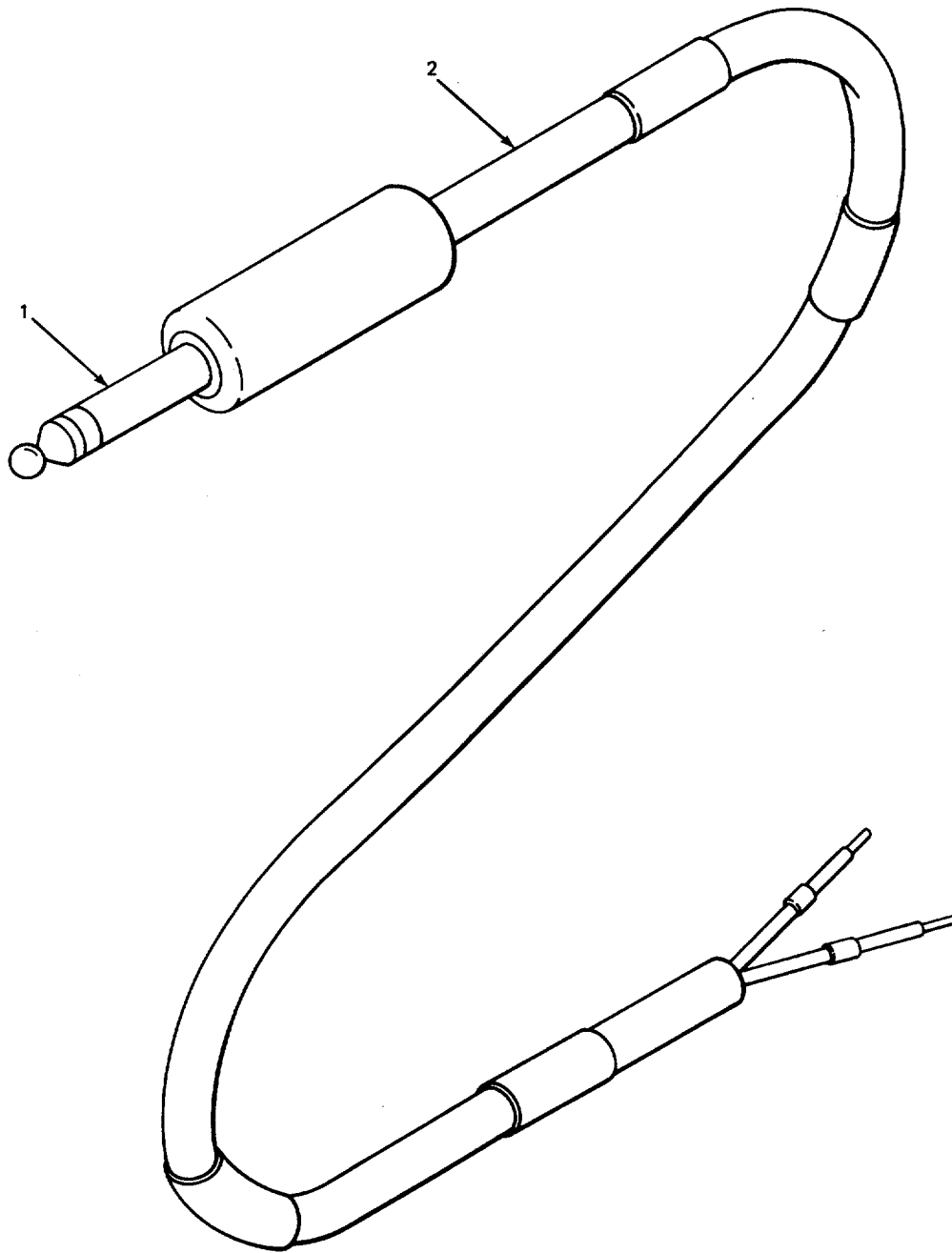


Figure 26 . Cable Assembly .

**SECTION II**

**TM 11-5805-312-24P**

(1) ILLUS- TRATION (a) (b) FIG ITEM NO. NO.		(2) SMR CODE	(3) NATIONAL STOCK NUMBER	(4) FSCM	(5) PART NUMBER	(6) DESCRIPTION	(7) U/M USABLE ON CODE	(8) QTY INC IN UNIT
<b>GROUP 0807 CABLE ASSEMBLY</b>								
26	1	PAFZZ	5935-00-283-1230	81349	PJ055R	PLUG,TELEPHONE .....	EA	1
26	1	PAFZZ	5935-00-192-4760	81349	M642/4-1	PLUG,TELEPHONE SEND .....	EA	1
26	2	PAFZZ		81349	C0-02NGE(2/20)02 63	CABLE .....	EA	V

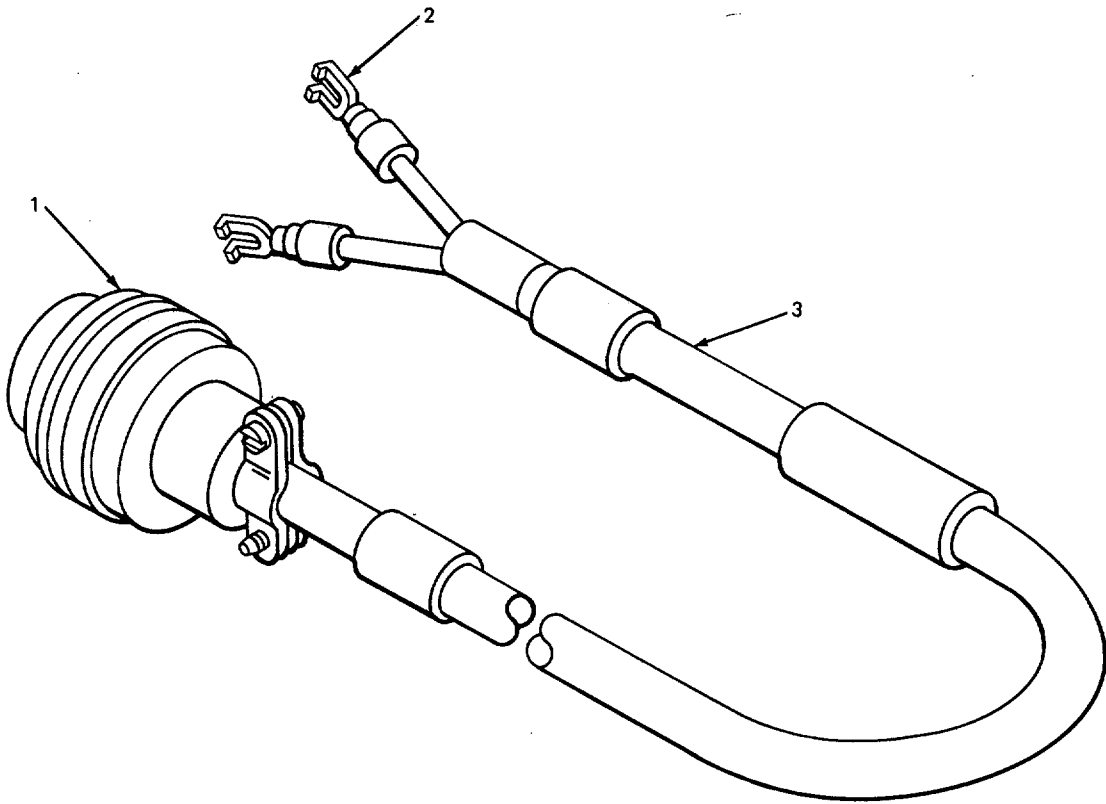


Figure 27. Cable Assembly.  
84

EL8KR044

**SECTION II**

**TM 11-5805-312-24P**

(1) ILLUS- TRATION (a) (b) FIG ITEM NO. NO.		(2) SMR CODE	(3) NATIONAL STOCK NUMBER	(4) FSCM	(5) PART NUMBER	(6) DESCRIPTION  USABLE ON CODE	(7) U/M	(8) QTY INC IN UNIT
						<b>GROUP 0808 CABLE ASSEMBLY</b>		
271	PAFZZ			96906	MS3116J-10-98S	CONNECTOR,PLUG,ELE OR .....	EA	1
27	1	PAFZZ		81349	MS3116J-10-98P	CONN,PLUG,ELEC .....	EA	1
27	2	XDFZZ		80063	SC-D-681322-2	TERMINAL .....	EA	2
27	3	PAFZZ	6145-00-912-5712	80063	SC-C-379944	CABLE,SPECIAL PURPO .....	FT	V

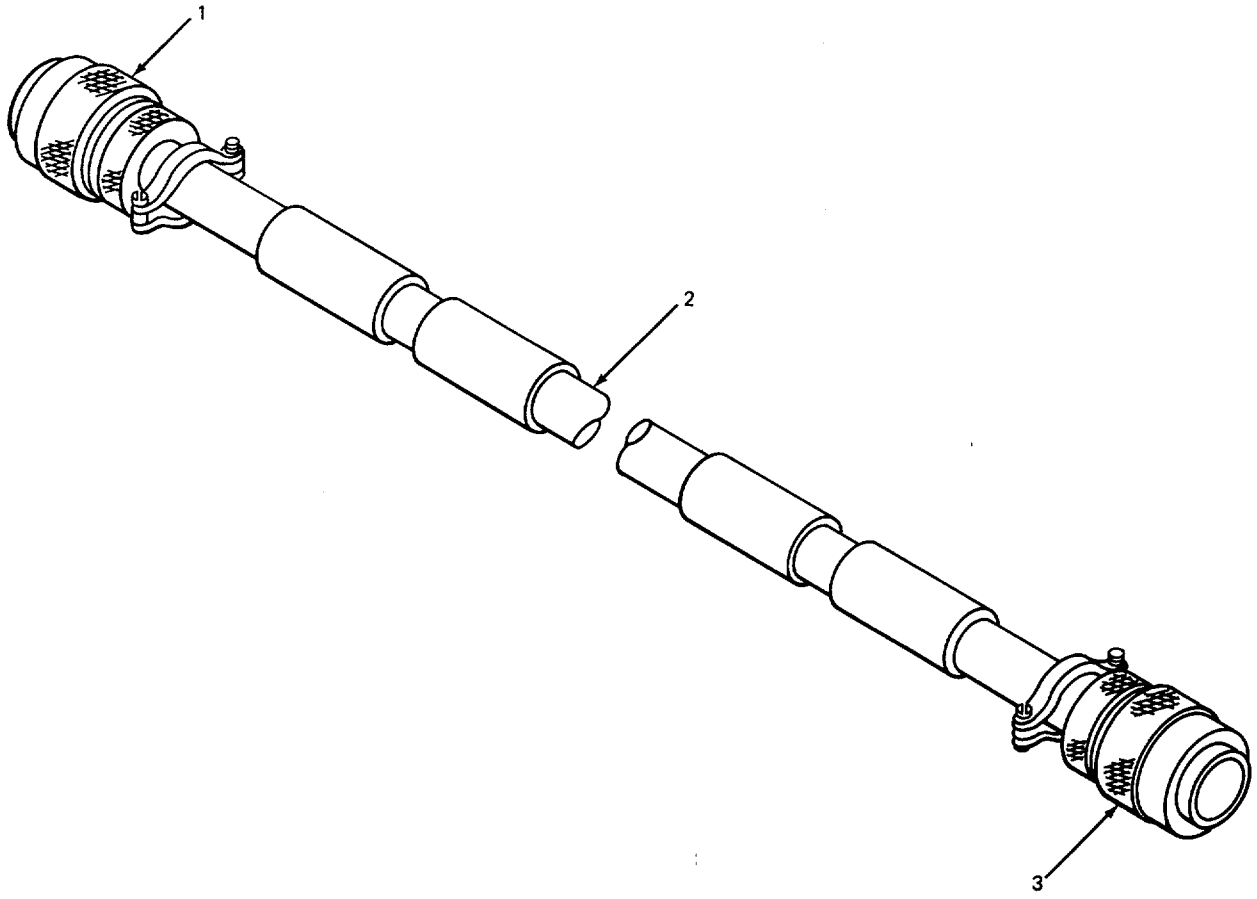


Figure 28 . Cable Assembly .  
86

EL8KR045



**SECTION II**

**TM 11-5805-312-24P**

(1) ILLUS- TRATION (a) (b) FIG ITEM NO. NO.		(2) SMR CODE	(3) NATIONAL STOCK NUMBER	(4) FSCM	(5) PART NUMBER	(6) DESCRIPTION	(7) U/M USABLE ON CODE	(8) QTY INC IN UNIT
						<b>GROUP 0809 CABLE ASSEMBLY</b>		
28	1	PAFZZ		96906	MS3116J-10-98S	CONNECTOR.PLUG,ELE .....	EA	1
28	2	PAFZZ	6145-00-912-5712	80063	SC-C-379944	CABLE,SPECIAL PURPO .....	FT	V
28	3	PAFZZ		96906	MS3116J-10-98P	CONNECTOR,PLUG,ELE .....	EA	1

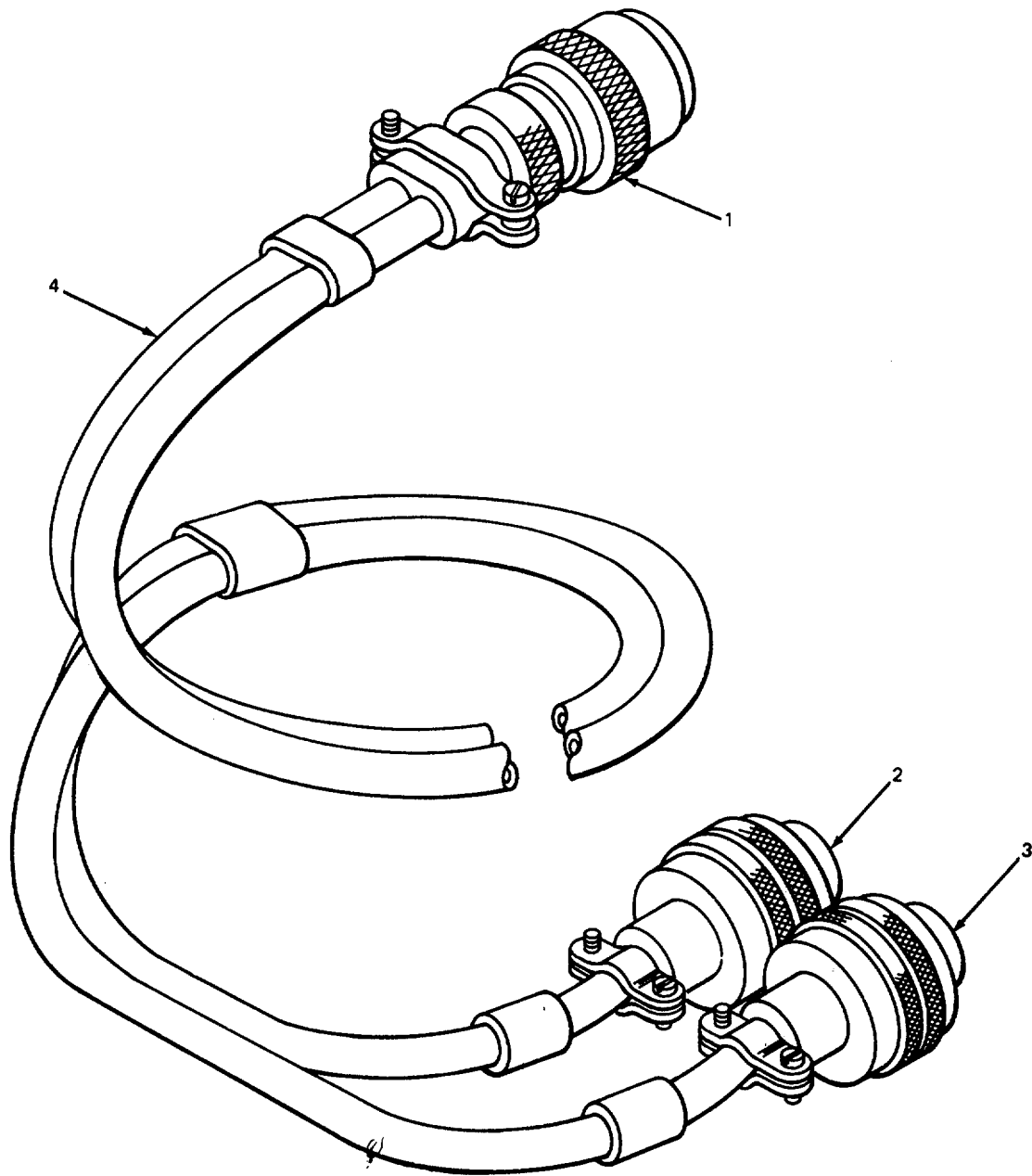


Figure 29. Cable Assembly, Signal.

SECTION II

TM 11-5805-312-24P

(1) ILLUS- TRATION (a) (b) FIG ITEM NO. NO.		(2) SMR CODE	(3) NATIONAL STOCK NUMBER	(4) FSCM	(5) PART NUMBER	(6) DESCRIPTION	(7) U/M USABLE ON CODE	(8) QTY INC IN UNIT
						<b>GROUP 0810 CABLE ASSEMBLY.SIGNAL</b>		
291	PAFZZ		5935-00-880-5767	96906	MS3116J-16-26P	CONNECTOR,PLUG,ELEC .....	EA	1
29	2 PAFZZ			96906	MS3116J-10-98S	CONNECTOR,PLUG,ELE .....	EA	1
29	3 PAFZZ			96906	MS3116J-10-98P	CONNECTOR,PLUG,ELE .....	EA	1
29	4 PAFZZ		6145-00-912-5712	80063	SC-C-379944	CABLE,SPECIAL PURPO .....	FT	V

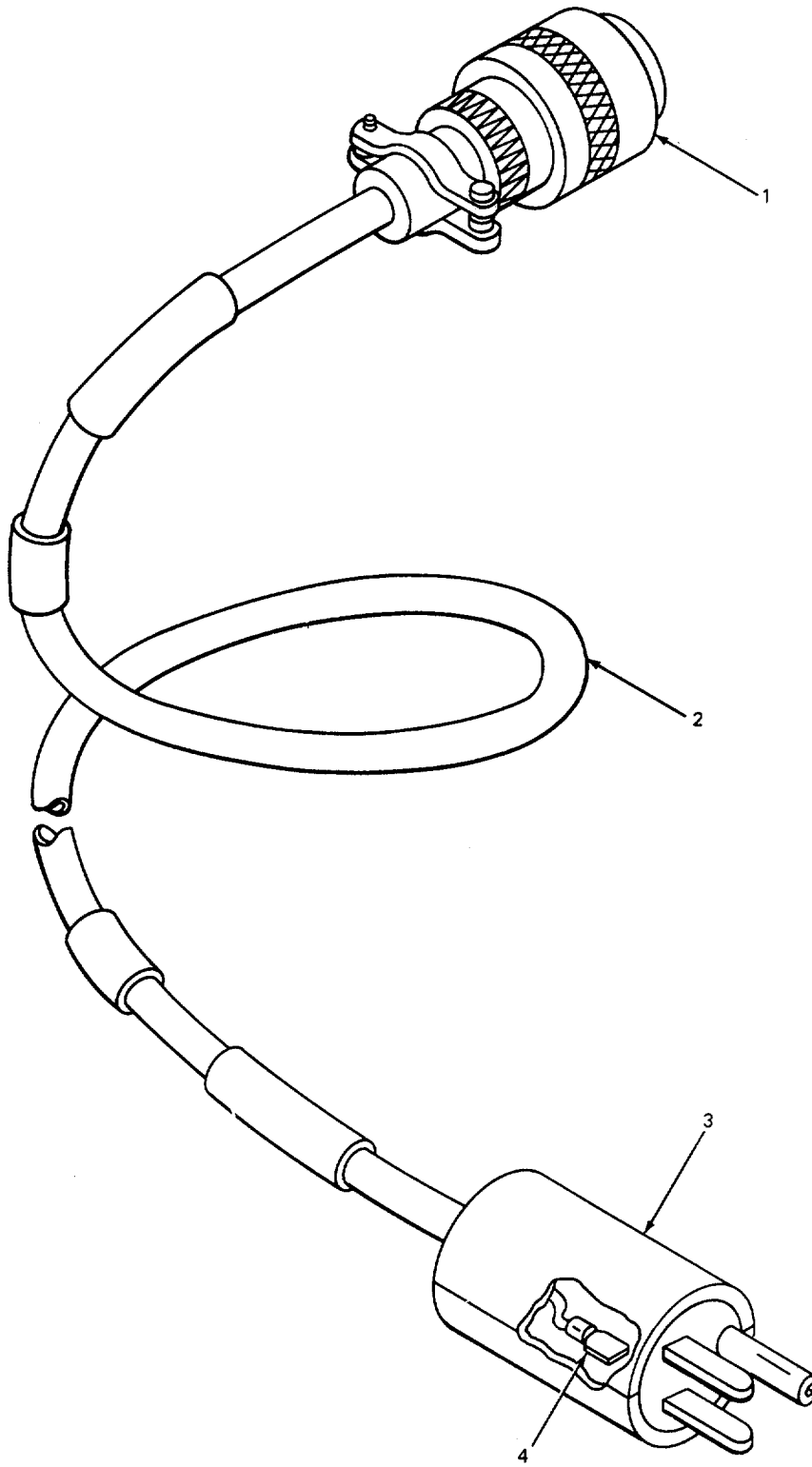


Figure 30 . Cable Assembly, AC Power .  
90

EL8KR047

**SECTION II**

**TM 11-5805-312-24P**

(1) ILLUS- TRATION (a) (b) FIG ITEM NO. NO.		(2) SMR CODE	(3) NATIONAL STOCK NUMBER	(4) FSCM	(5) PART NUMBER	(6) DESCRIPTION	(7) U/M USABLE ON CODE	(8) QTY INC IN UNIT
						<b>GROUP 0811 CABLE ASSEMBLY, AC POWER</b>		
301	PAFZZ		5935-01-006-8570	96906	MS3116J-14-12S	CONNECTOR,PLUG,ELEC .....	EA	1
30	2	PAFZZ		81349	C0-03MLF(3/16)SJ 0420	CABLE,ELECT .....	EA	V
30	3	PAFZZ	5935-01-005-3579	81348	W-C-596/13-3	CONNECTOR.PLUG,ELEC .....	EA	1
30	4	PAFZZ		80063	SC-D-681322-8	TERMINAL .....	EA	1

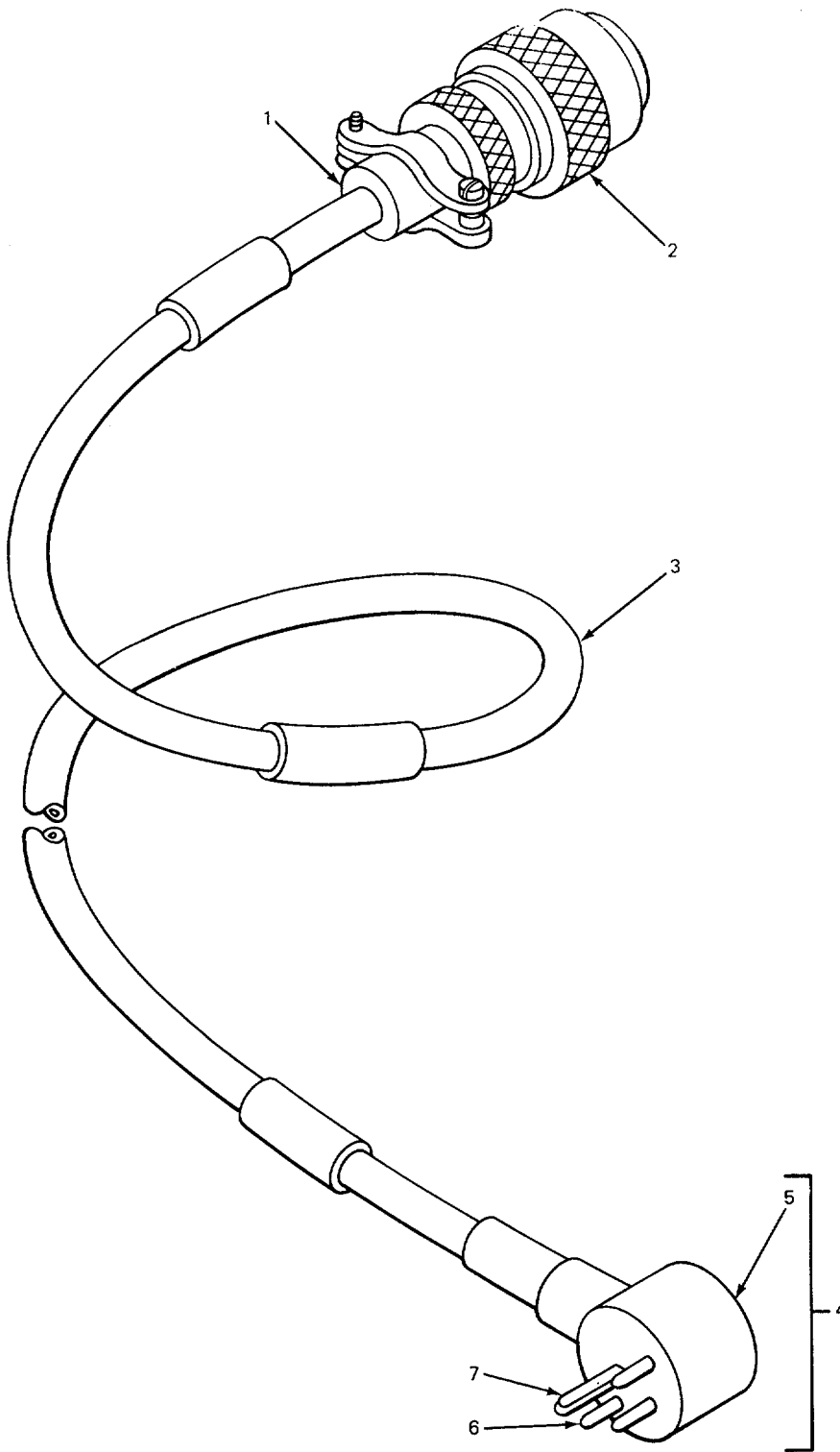
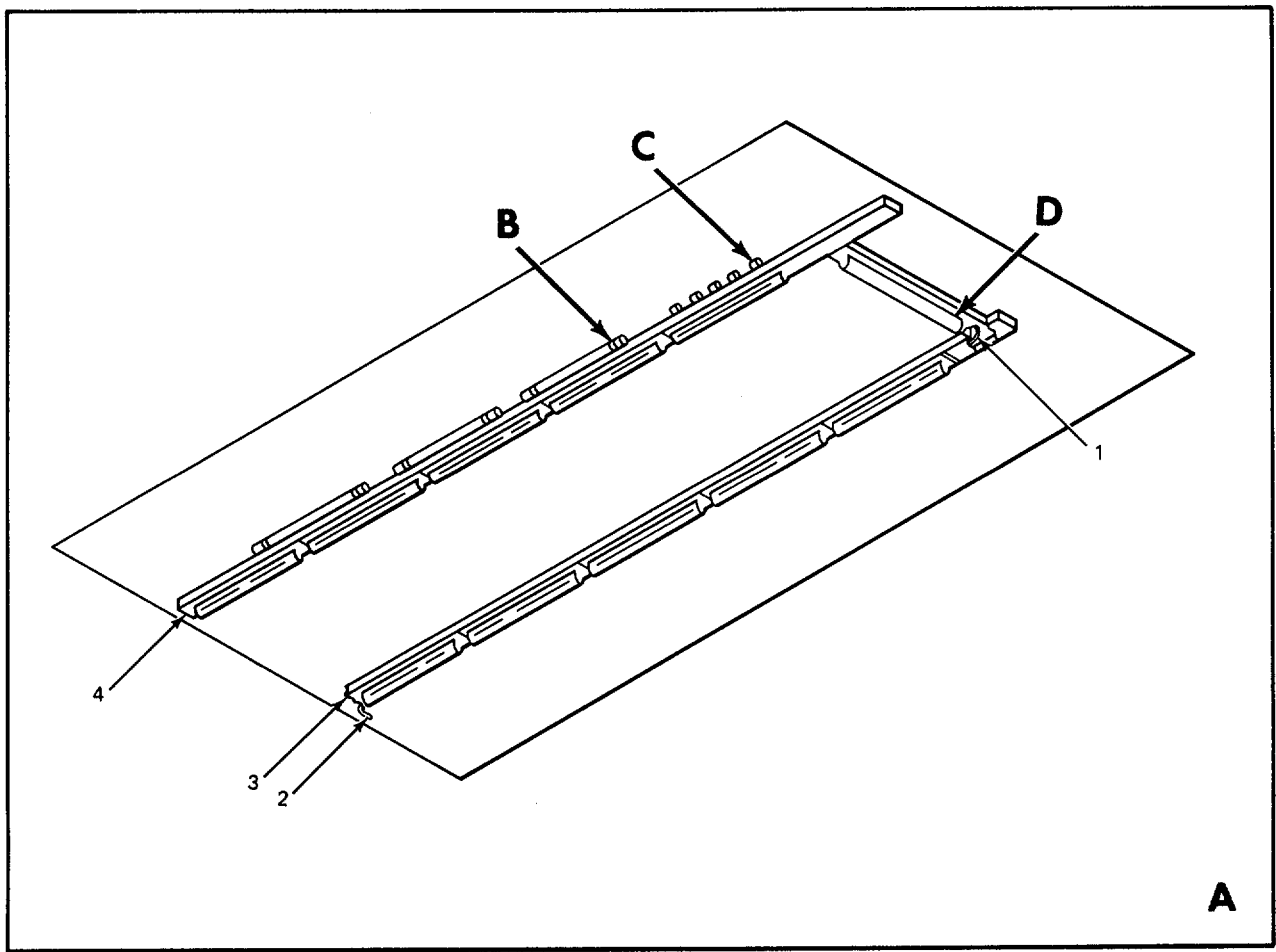
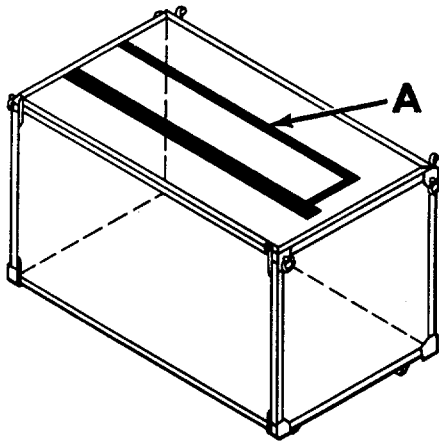


Figure 31 . Cable Assembly, Special Purpose .

**SECTION II**

**TM 11-5805-312-24P**

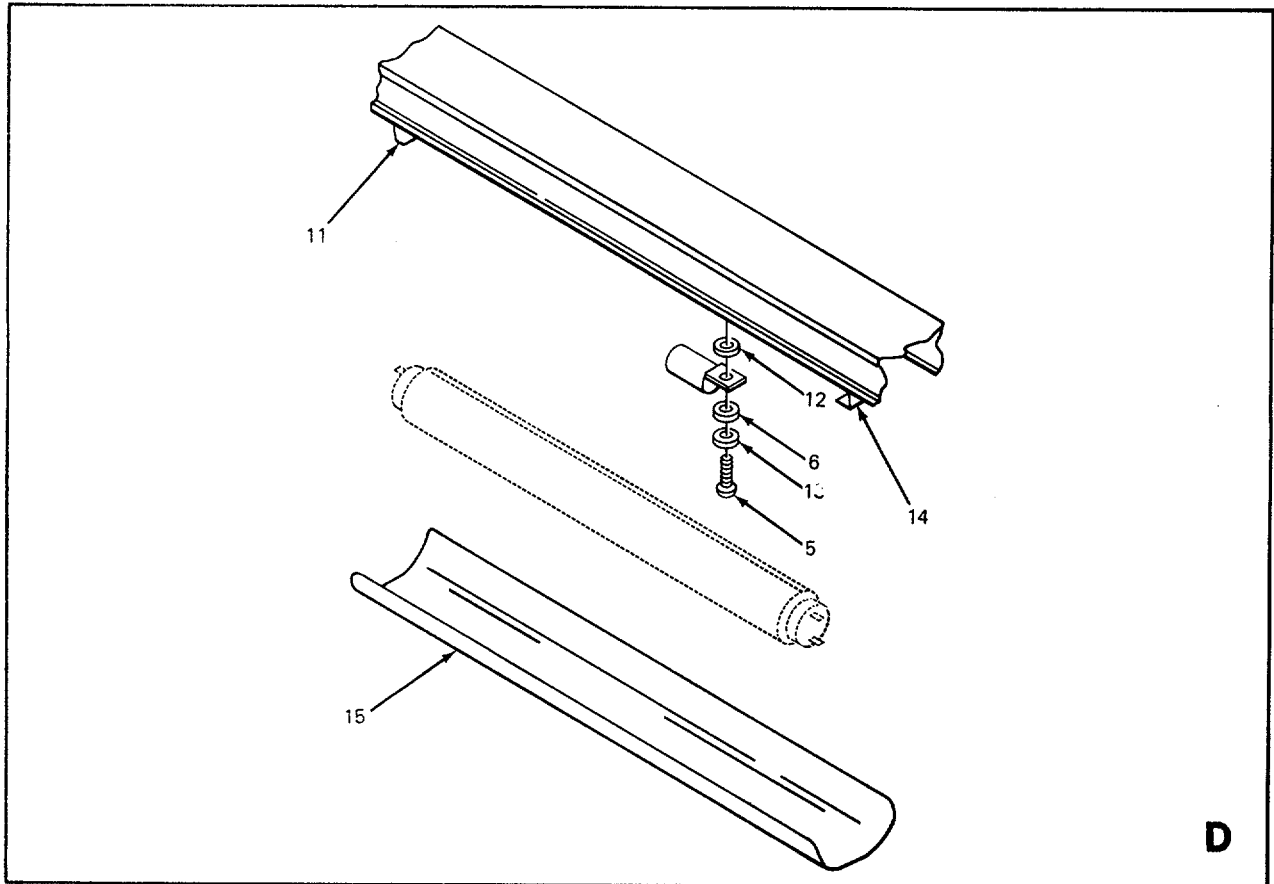
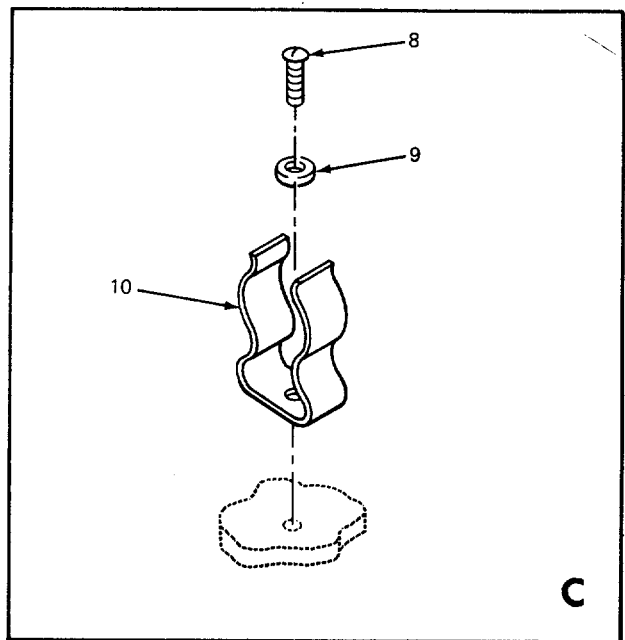
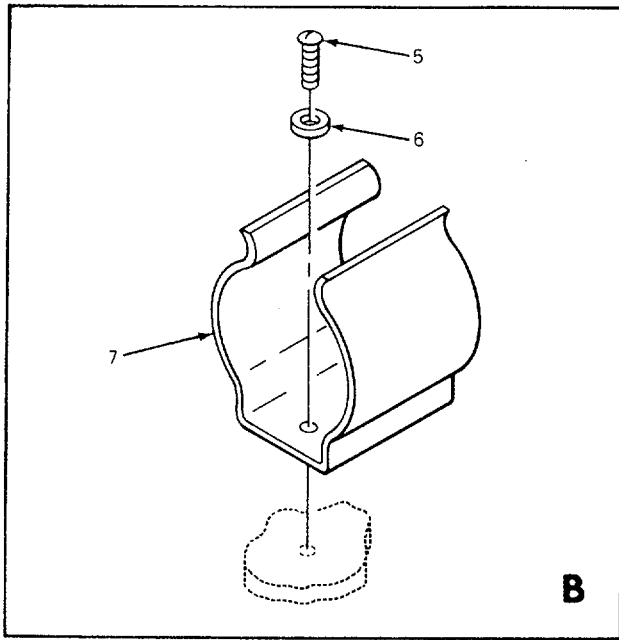
(1) ILLUS- TRATION (a) (b) FIG ITEM NO. NO.		(2) SMR CODE	(3) NATIONAL STOCK NUMBER	(4) FSCM	(5) PART NUMBER	(6) DESCRIPTION  USABLE ON CODE	(7) U/M	(8) QTY INC IN UNIT
31	1	PAFZZ		96906	MS34206A	GROUP 0812 CABLE ASSEMBLY, SPECIAL PURPOSE		
31	2	PAFZZ	5935-00-055-8209	96906	MS3116J-14-5S	BUSHING,CABLE ADAPT .....	EA	1
						CONNECTOR,PLUG,ELEC .....	EA	1
31	3	PAFZZ		81349	C0-02MGE(2/20)SJ 0290	CABLE,ELECT .....	FT	V
31	4	PAFZZ		80063	SC-C-960037	CONNECTOR.PLUG ELEC .....	EA	1
31	5	XAFZZ		80063	SC-C-960036	HOUSING,CONNECTOR .....	EA	1



EL8KR049

Figure 32 . Overhead Lamp Assembly, Fluorescent (Sheet 1 of 2) .





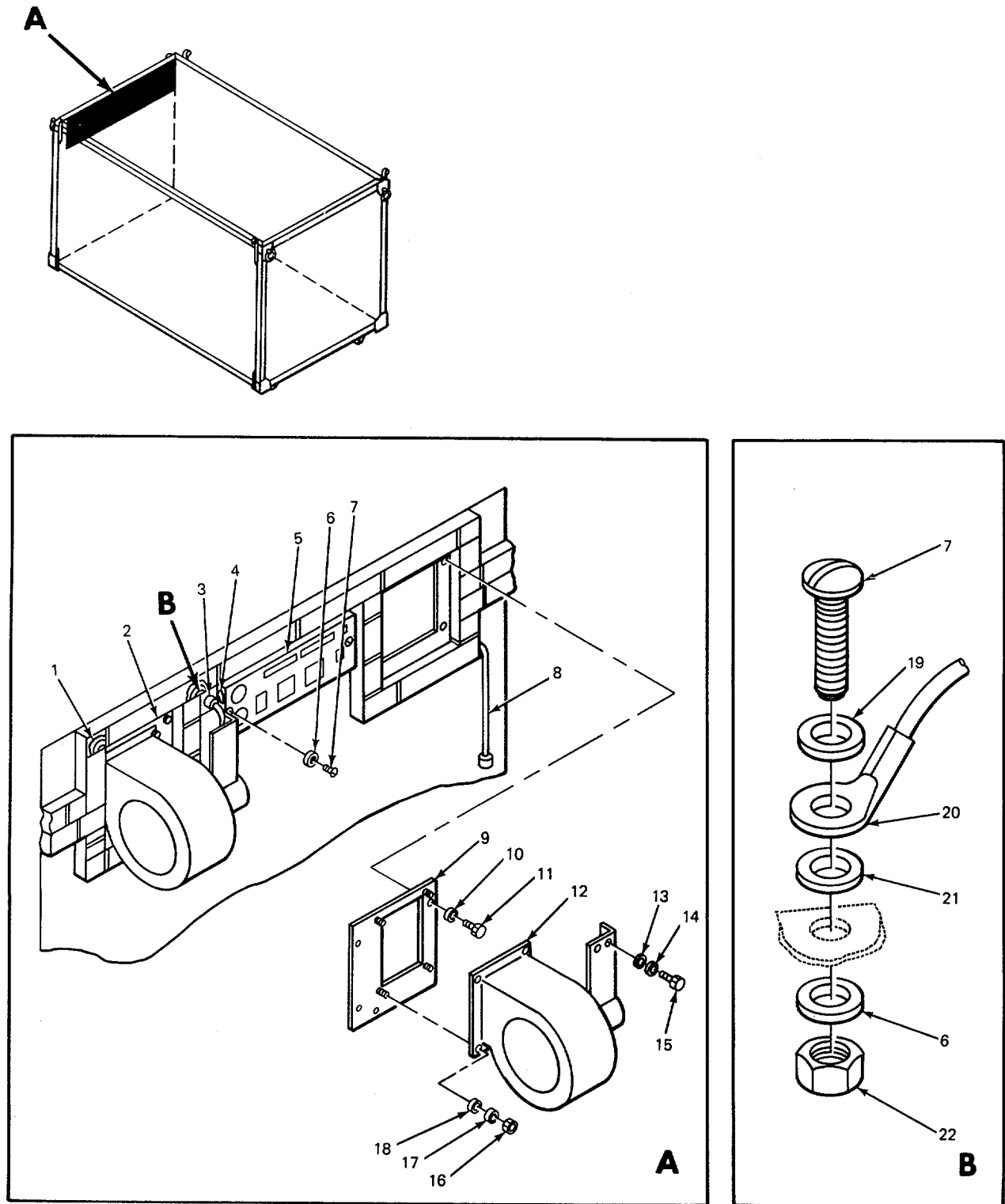
EL8KR050

Figure 32 . Overhead Lamp Assembly, Fluorescent (Sheet 2 of 2) .

SECTION II

TM 11-5805-312-24P

(1) ILLUS- TRATION (a) (b) FIG ITEM NO. NO.		(2) SMR CODE	(3) NATIONAL STOCK NUMBER	(4) FSCM	(5) PART NUMBER	(6) DESCRIPTION  USABLE ON CODE	(7) U/M	(8) QTY INC IN UNIT
32	1	PAFZZ		80063	SM-C-47610-GRS	STRAP,GROUND .....	EA	10
32	2	PAFZZ		80063	SM-C-476104-GR2	STRAP,GROUND .....	EA	13
32	3	PAFFF		80063	S-D-476102	CA AND CMPNT ASSY FLUORESCEN .....	EA	1
32	4	XDFZZ		80063	SM-D-476000-2	FITTING,EMG,BLANK.....	EA	29
32	5	PAFZZ		96906	MS24625-20	SCREW,TAPPING,THREA .....	EA	39
32	6	PAFZZ	5310-00-983-8483	96906	MS27183-5	WASHER,FLAT .....	EA	39
32	7	XDFZZ		80063	SM-B-323533	CLIP.....	EA	6
32	8	PAFZZ		96906	MS24625-30	SCREW,TAPPING,THREA .....	EA	6
32	9	PAFZZ	5310-00-809-8544	96906	MS27183-7	WASHER,FLAT .....	EA	6
32	10	XDFZZ		80063	SM-D-476000-27	CLIP.....	EA	6
32	11	XDFZZ		80063	SM-D-476000-6	CLAMP,BASE LAMPHOLDER AND STARTER .....	EA	11
32	12	PAFZZ		96906	MS35335-16	WASHER,LOCK .....	EA	33
32	13	PAFZZ	5310-00-045-4007	96906	MS-35338-41	WASHER,LOCK .....	EA	33
32	14	XDFZZ		80063	SM-D-476000-5	CLAMP,LAMPHOLDER .....	EA	11
32	15	PAFZZ		80063	SM-B-335531A	GUARD,LAMP.....	EA	11



EL8KR051

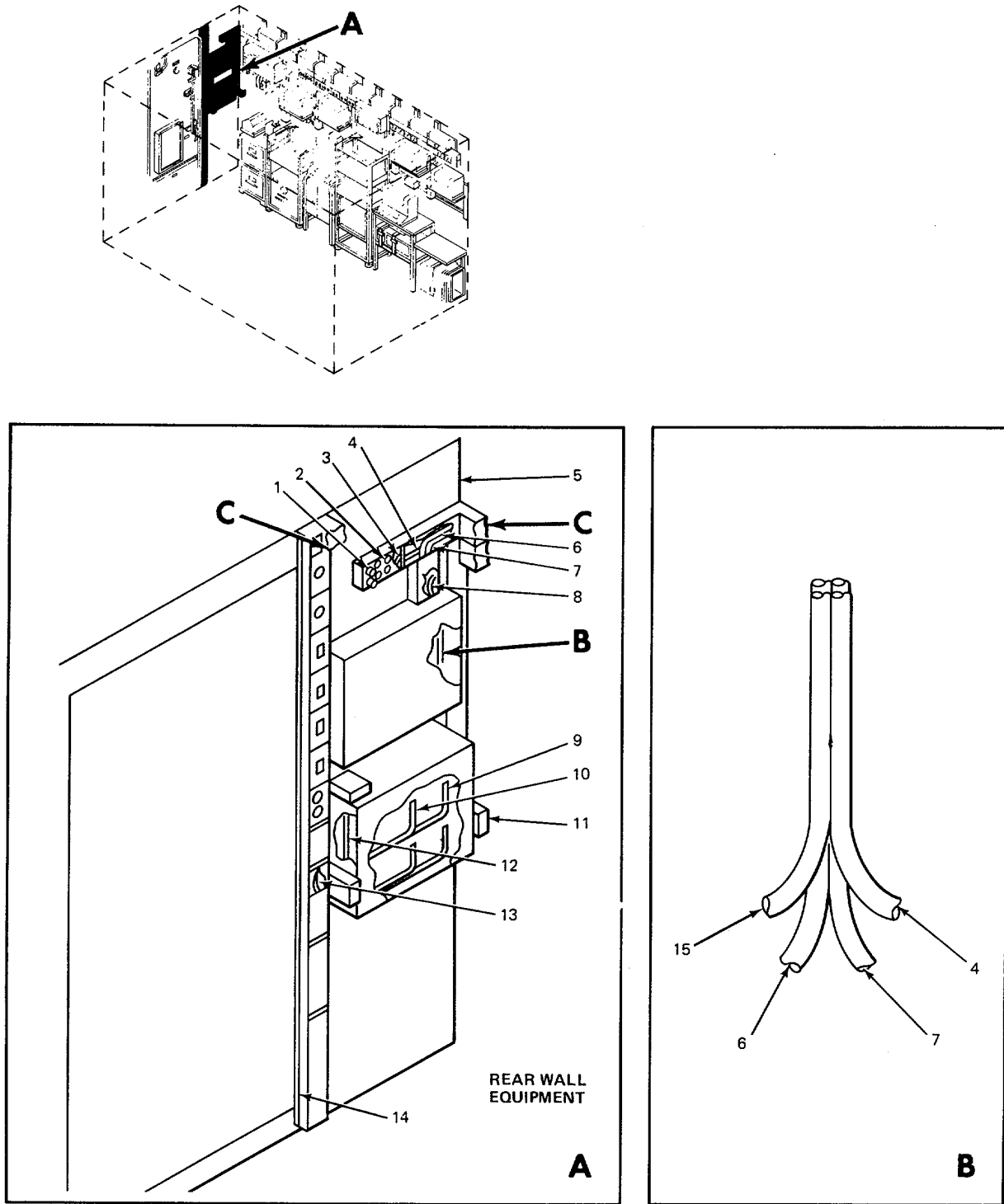
Figure 33. Blower Assembly.  
98

SECTION II

TM 11-5805-312-24P

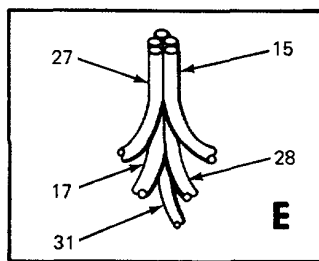
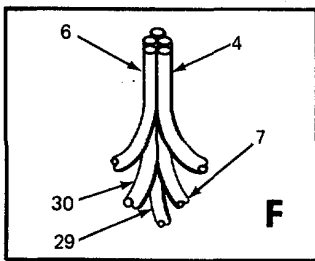
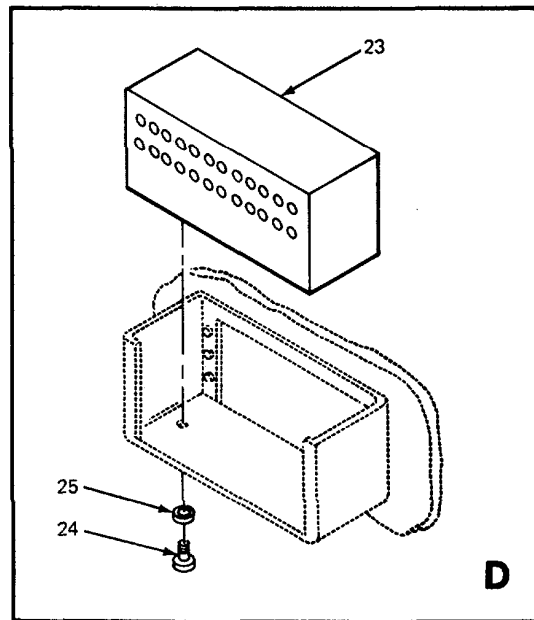
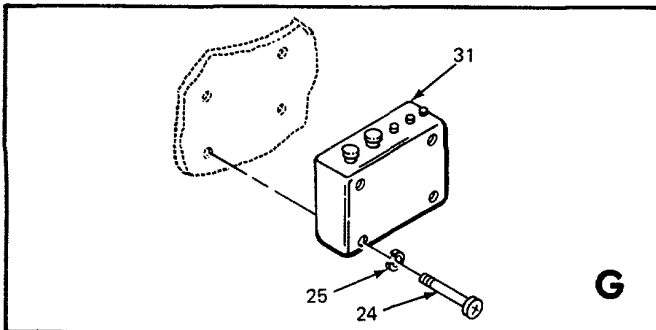
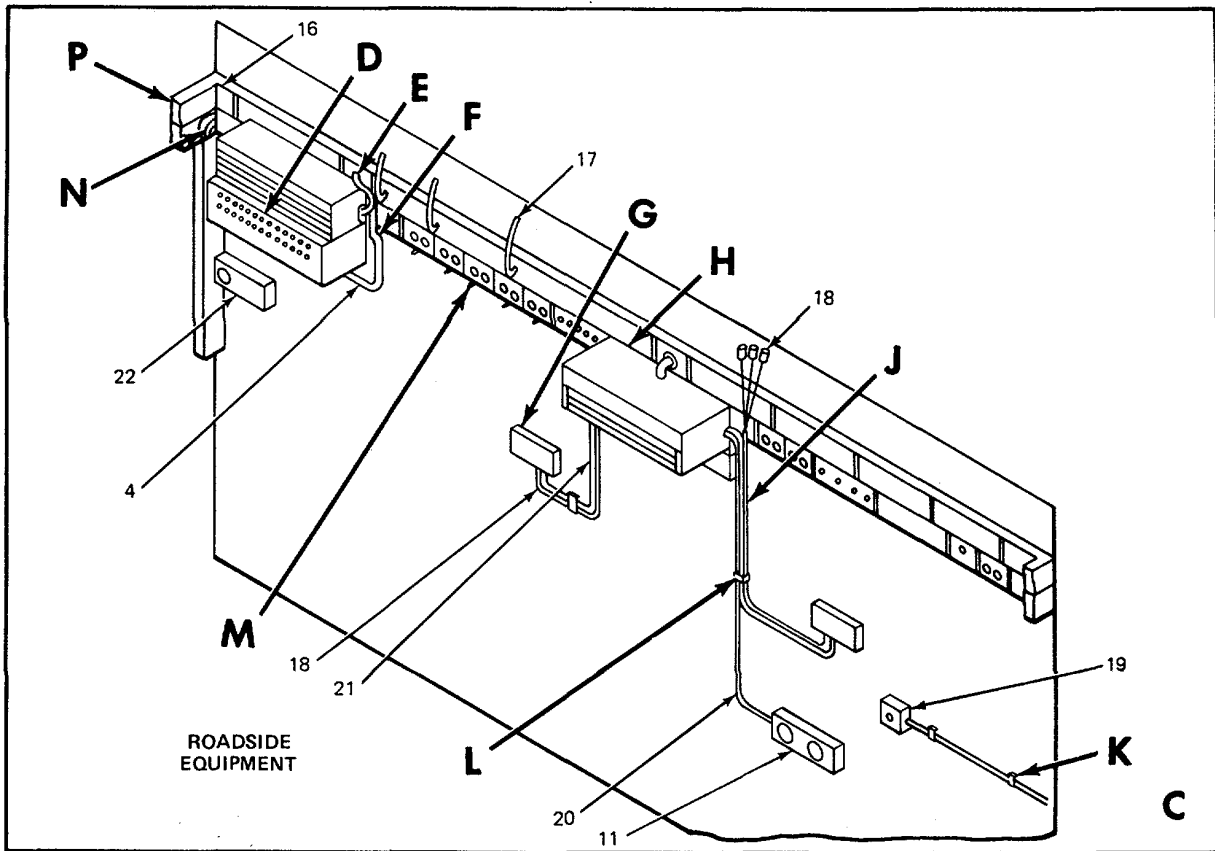
(1) ILLUMINATION TRACTION (a) FIG NO.		(2) SMR CODE	(3) NATIONAL STOCK NUMBER	(4) FSCM	(5) PART NUMBER	(6) DESCRIPTION	(7) USABLE ON CODE	(8) QTY INC IN UNIT
33	1	PAFZZ		80063	SM-C-47610-GR2	STRAP,GROUND .....	EA	4
33	2	XBFZZ		80063	SM-D-478264	PLATE,BLOWER,MTG,LH .....	EA	1
33	3	PAFZZ		80063	SM-D-476000-28	STRAIN,RELIEF .....	EA	5
33	4	PAFZZ		80063	SM-C-476104-GR4	STR AP,GROUND .....	EA	2
33	5	PAFZZ		80063	SM-D-475986	PANEL ASSEMBLY .....	EA	1
33	6	XBFZZ	5310-00-013-1182	96906	MS35337-23	WASHER,LOCK .....	EA	3
33	7	PAFZZ	5305-00-984-6193	96906	NS35206-245	SCREW,MACHINE,PH .....	EA	2
33	8	PAFZZ		80063	SM-C-476863	CORDCONTROL .....	EA	1
33	9	XBFZZ		80063	SM-D-478263	PLATE,LOWER,TGRN .....	EA	1
33	10	PAFZZ	5310-00-045-3296	96906	MS35338-43	WASHER,LOCK .....	EA	10
33	11	PAFZZ	5305-00-989-7434	96906	MS35207-263	SCREW,MACHINE .....	EA	10
33	12	PAFFD	4140-00-078-4883	80063	SM-D-475320	FAN,CENTRIFUGAL .....	EA	2
33	13	PAFZZ	5310-00-081-4219	96906	MST27183-12	WASHER,FLAT .....	EA	6
33	14	PAFZZ	5310-00-407-9566	96906	MS3533-45	WASHERLOCK .....	EA	6
33	15	PAFZZ	5306-00-225-8497	96906	MS90725-32	SCREW,HEX HD .....	EA	6
33	16	PAFZZ		96906	MS24583-55	CREW .....	EA	2
33	17	PAFZZ	5310-00-582-5965	96906	NS35338-44	WASHER,LOCK .....	EA	8
33	18	PAFZZ	5310-00-003-9174	96906	MS27183-21	WASHER,FLAT .....	EA	8
33	19	PAFZZ	5310-00-809-8544	96906	S2183-7	WASHER,FLAT .....	EA	3
33	20	PAFZZ		80063	SM-C-476104-GRI	STRAP,GROUND .....	EA	3
33	21	PAFZZ	5310-00-596-7693	96906	NS35335-17	WASHER,LOCK .....	EA	3
33	22	PAFZZ	5310-00-012-0622	96906	NS35649-82	NUT,PLAINHEXAGNE .....	EA	3

99/(100 BLANK)



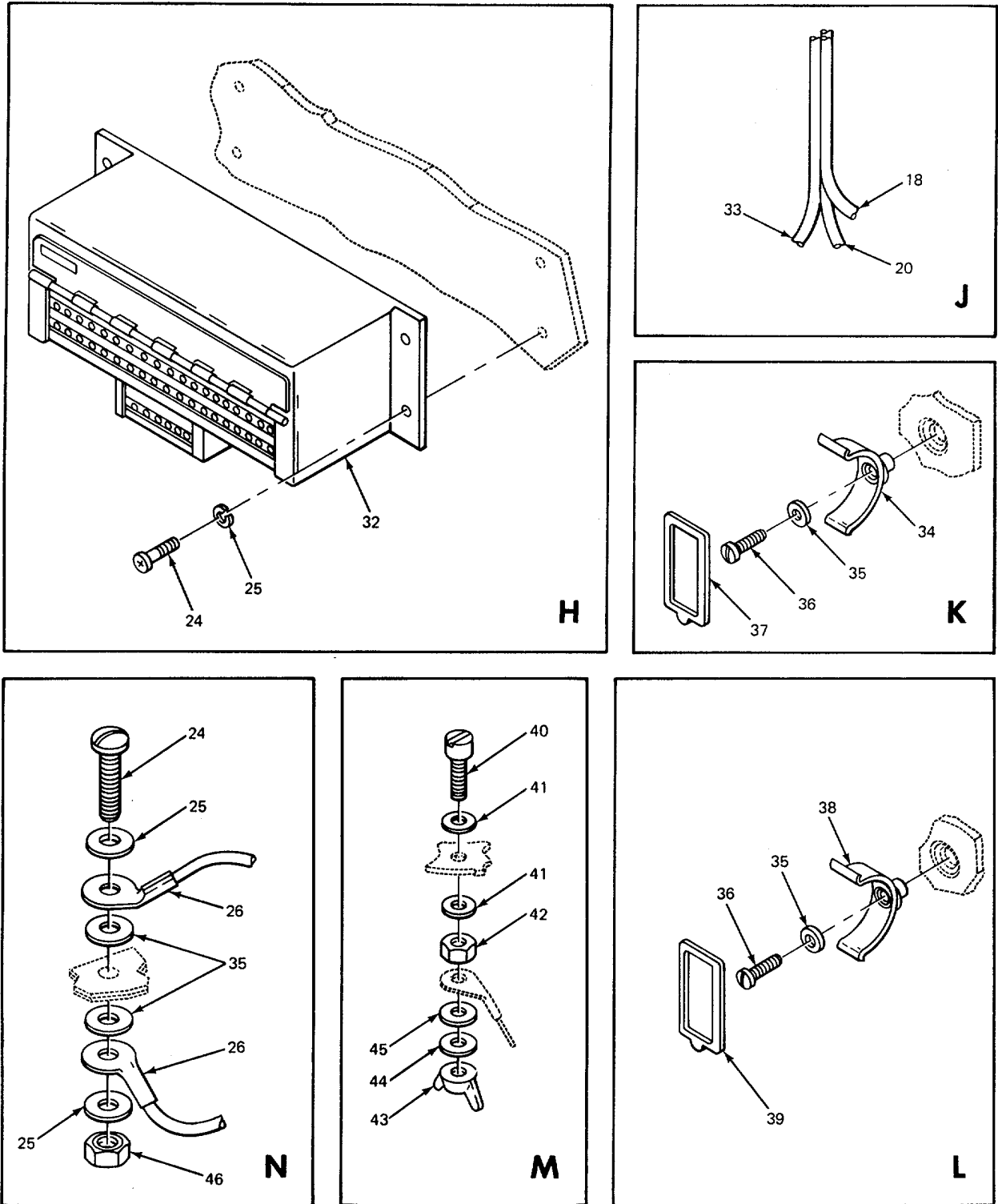
EL8KR052

Figure 34. Power and Signal Installation (Sheet 1 of 4).



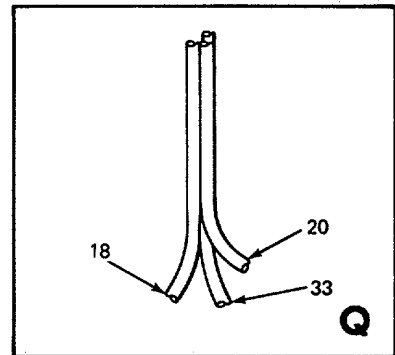
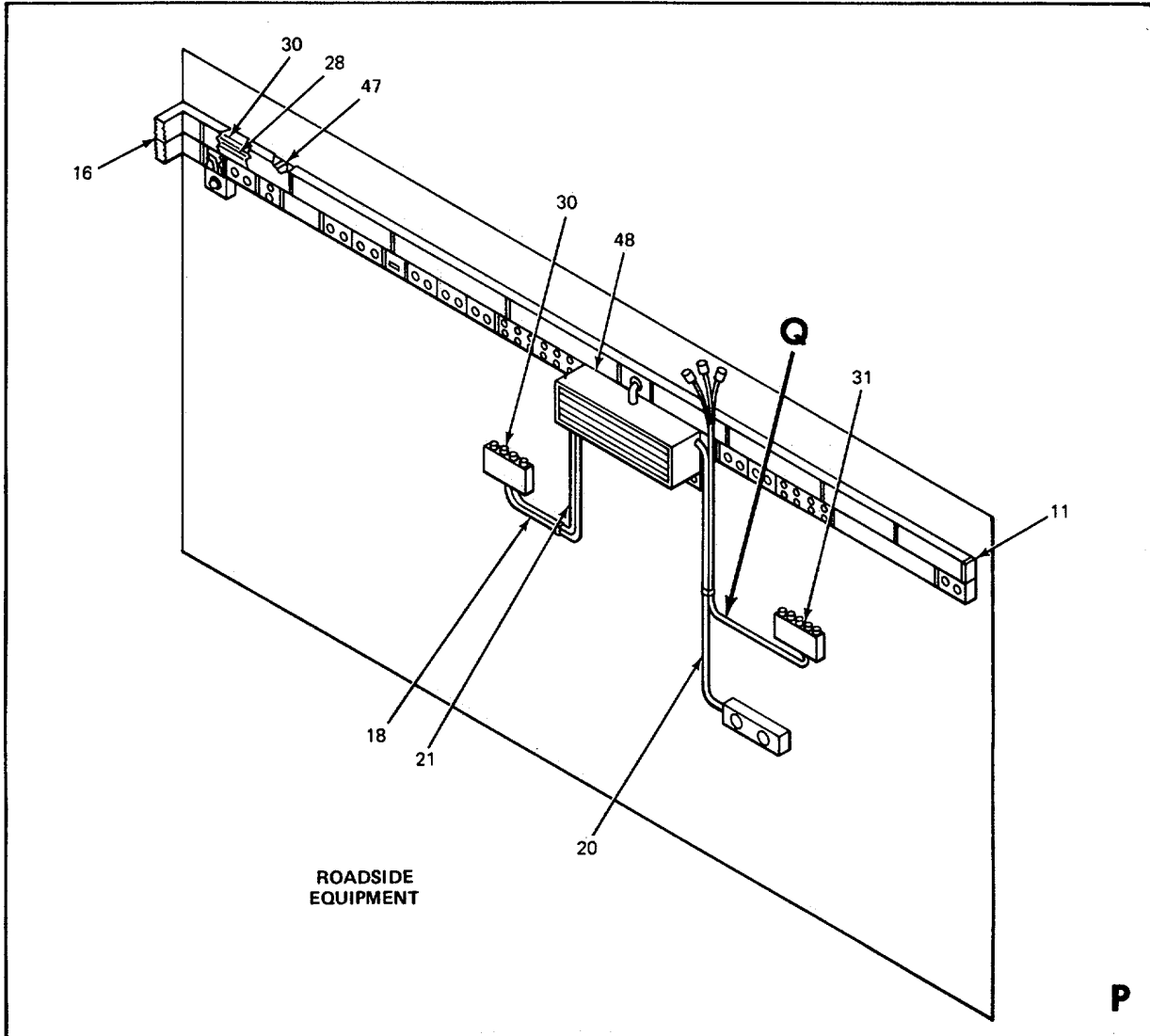
EL8KR053

Figure 34. Power and Signal Installation (Sheet 2 of 4).



EL8KR054

Figure 34. Power and Signal Installation (Sheet 3 of 4).



EL8KR055

Figure 34. Power and Signal Installation (Sheet 4 of 4).



SECTION II

TM 11-5805-312-24P

(1) ILLUSTRATION (a) FIG NO.	(2) SMR CODE (b) ITEM NO.	(3) NATIONAL STOCK NUMBER	(4) FSCM	(5) PART NUMBER	(6) DESCRIPTION	(7) USABLE ON CODE U/M	(8) QTY INC IN UNIT
GROUP 0813 POWER AND SIGNAL INSTALLATION							
34	1		81348	JJ-034	JACK.....	EA	2
34	2		87930	U-106/W	POST,BINDING.....	EA	4
34	3		80063	SMC-76104GR1	STRAP,GROUND.....	EA	2
34	4		80063	SM-D-476219	CABLE ASSEMBLY,W15.....	EA	1
34	5		80063	SM-1766/MSG-29	SHELTER,MODIFIED.....	EA	1
34	6		80063	SM-D-476203	CABLE ASSEMBLY,W3.....	EA	1
34	7		80063	SM-D-476218	CABLE ASSEMBLY,W20.....	EA	1
34	8		80063	SMC-476104GR3	STRAP GROUND.....	EA	1
34	9		80063	SM-D-476202	CABLE ASSEMBLY,W2.....	EA	1
34	10		80063	SM-D-476201	CABLE ASSEMBLY,W1.....	EA	1
34	11		80063	SM-C-476000-2	FITTING,EMC,BLANK.....	EA	20
34	12		80063	SM-D-476100	CABLE,AC POWER.....	EA	1
34	13		80063	SMC-476104-GR2	STRAP,GROUND.....	EA	4
34	14		80063	SM-D-478107	RAIL ASSEMBLY.....	EA	1
34	15		80063	SM-D-476206	CABLE ASSEMBLY,W6.....	EA	1
34	16		80063	SM-D-476000-4	COUPLING,INTERNAL.....	EA	4
34	17		80063	SM-D-476210	CABLE ASSEMBLY,W10.....	EA	1
34	18		80063	SM-D-476212	CABLE ASSEMBLY,W2.....	EA	1
34	19		80063	SM-D-470229	LIGHT,WARNING,PHONE.....	EA	4
34	20		80063	SM-D-476214	CABLE ASSEMBLY,W14.....	EA	2
34	21		80063	SM-D-476213	CABLE ASSEMBLY,W13.....	EA	2
34	22		80063	SM-C-476863	SWITCH ASSEMBLY.....	EA	1
34	23		80063	SM-D-475918	PATCH PANEL,LINE.....	EA	4
34	24	5305-00-984-6193	96906	MS35206-245	SCREW,MACHINE.....	EA	46
34	25	5310-00-013-1182	96906	MS35337-23	WASHER,LOCK.....	EA	47
34	26		80063	SMC-476104GR5	STRAP,GROUND.....	EA	28
34	27		80063	SM-D-476207	CABLE ASSEMBLY,W7.....	EA	1
34	28		80063	SM-D-476208	CABLE ASSEMBLY,W8.....	EA	1
34	29		80063	SM-D-476205	CABLE ASSEMBLY,W5.....	EA	1
34	30		80063	SM-D-476204	CABLE ASSEMBLY,W4.....	EA	1
34	31		80063	SM-C-475838	IND ASSY,CONTROL.....	EA	2
34	32		80063	SM-D-475818-GRI	JACK ASSEMBLY.....	EA	1
34	33		80063	SM-D-476215	CABLE ASSEMBLY,W15.....	EA	2
34	34		80063	SM-D-476000-23	CLAMP.....	EA	5
34	35	5310-00-060-9435	96906	MS35337-17	WASHER,LOCK.....	EA	62
34	36		96906	MS24625-33	SCREW.....	EA	15
34	37		80063	SM-D-476000-22	CLIP.....	EA	5
34	38		80063	SM-D-476000-25	CLAMP.....	EA	10

SECTION II

TM 11-5805-312-24P

(1) ILLUMINATION FIG (a) NO.		(2) SMR CODE	(3) NATIONAL STOCK NUMBER	(4) FSCM	(5) PART NUMBER	(6) DESCRIPTION	(7) USABLE ON CODE	(8) QTY INC IN UNIT
34	39	XDFZZ		80063	SH-D-476000-24	CLIP.....	EA	10
34	40	PAFZZ	5305-00-978-9356	96906	MS35457-25	SCREW,CAP, SOCKET HE.....	EA	6
34	41	PAFZZ	5310-00-596-7691	96906	MS35335-32	WASHER, LOCK.....	EA	12
34	42	PAFZZ	5310-00-530-9378	96906	MS35649-102	NUT, PLAIN, HEXAGON.....	EA	6
34	43	PAFZZ	5310-00-515-9267	96906	MS35425-37	NUT, PLAIN, WING.....	EA	6
34	44	PAFZZ	5310-00-045-3296	96906	MS35338-43	WASHERLOCK.....	EA	6
34	45	PAFZZ	5310-00-809-8546	96906	MS27183-8	WASHER, FLAT.....	EA	16
34	47	XDFZZ		80063	SH-0-476000-11	COUPLING.....	EA	4
34	48	PAFZZ		80063	SIM0-475818-GR11	JACK ASSEMBLY.....	EA	1

NATIONAL STOCK NUMBER AND PART NUMBER INDEX

<u>STOCK NUMBER</u>	<u>FIGURE NO.</u>	<u>ITEM NO.</u>	<u>STOCK NUMBER</u>	<u>FIGURE NO.</u>	<u>ITEM NO.</u>
5310-00-003-9174	33	18	5310-00-809-4058	22	11
5310-00-012-0214	3	9	5310-00-809-4058	24	5
5310-00-012-0622	33	22	5310-00-809-8544	2	5
5310-00-013-1182	2	6	5310-00-809-8544	3	7
5310-00-013-1182	3	13	5310-00-809-8544	6	5
5310-00-013-1182	6	9	5310-00-809-8544	6	11
5310-00-013-1182	9	3	5310-00-809-8544	9	6
5310-00-013-1182	33	6	5310-00-809-8544	32	9
5310-00-013-1182	34	25	5310-00-809-8544	33	19
5310-00-045-3296	2	16	5310-00-809-8546	2	17
5310-00-045-3296	5	4	5310-00-809-8546	3	2
5310-00-045-3296	33	10	5310-00-809-8546	5	3
5310-00-045-3296	34	44	5310-00-809-8546	8	10
5310-00-045-4007	32	13	5310-00-809-8546	12	29
5935-00-055-8209	31	2	5310-00-809-8546	14	2
5310-00-060-9435	34	35	5310-00-809-8546	17	2
5305-00-068-0499	3	15	5310-00-809-8546	34	45
5305-00-068-0500	7	1	5310-00-871-5797	3	1
5305-00-068-0501	13	1	5310-00-871-5797	4	11
5305-00-068-0501	16	26	5310-00-877-5797	6	10
4140-00-078-4883	33	12	5310-00-877-5797	7	8
5310-00-081-4219	2	22	5935-00-880-5767	29	1
5310-00-081-4219	3	16	5305-00-889-2997	21	9
5310-00-081-4219	7	3	5305-00-889-3000	21	15
5310-00-081-4219	8	18	5805-00-907-8300	1	4
5310-00-081-4219	33	13	6145-00-912-5712	27	3
5905-00-104-5757	23	12	6145-00-912-5712	28	2
5940-00-113-9826	10	5	6145-00-912-5712	29	4
5306-00-145-7069	6	21	5310-00-934-9739	21	11
5935-00-192-4760	25	1	5310-00-934-9739	23	10
5935-00-192-4760	26	1	5310-00-934-9751	12	28
5310-00-194-9211	3	17	5310-00-934-9751	14	1
5310-00-194-9211	4	3	5310-00-934-9751	17	1
5975-00-224-5260	8	13	5915-00-941-9779	1	6
5306-00-225-8497	3	26	5310-00-951-4679	21	10
5306-00-225-8497	4	5	5310-00-951-4679	23	8
5306-00-225-8497	6	16	5305-00-954-3937	8	4
5306-00-225-8497	7	10	5305-00-978-9356	34	40
5306-00-225-8497	33	15	5310-00-982-6814	3	8
5306-00-226-4831	3	10	5310-00-982-6814	6	6
5306-00-226-4831	6	3	5310-00-983-8483	32	6
5307-00-235-6332	22	9	5310-00-964-3806	24	1
5805-00-263-3326	1	3	5305-00-984-4988	23	2
5935-00-283-1230	25	1	5305-00-984-4993	2	19
5935-00-283-1230	26	1	5305-00-984-6193	2	7
5805-00-315-2858	1	4	5305-00-984-6193	3	5
5310-00-407-9566	4	4	5305-00-984-6193	6	4
5310-00-407-9566	6	2	5305-00-984-6193	9	11
5310-00-407-9566	7	9	5305-00-984-6193	33	7
5310-00-407-9566	33	14	5305-00-984-6193	34	24
5310-00-515-9267	34	43	5305-00-984-6196	2	11
5310-00-530-9378	34	42	5305-00-984-6196	9	5
5805-00-543-0012	1	1	5305-00-988-1723	15	4
5310-00-543-2410	21	8	5305-00-988-1723	20	1
5310-00-543-2410	23	9	5305-00-989-7434	5	5
5930-00-548-6806	8	15	5305-00-989-7434	24	10
5310-00-582-5965	2	23	5305-00-989-7434	33	11
5310-00-582-5965	6	18	5305-00-989-7435	2	15
5310-00-582-5965	7	2	5305-00-989-7435	4	10
5310-00-582-5965	8	11	5305-00-989-7435	7	6
5310-00-582-5965	8	17	5305-00-989-7435	8	12
5310-00-582-5965	15	3	5305-00-993-1848	2	29
5310-00-582-5965	20	5	5310-00-997-1888	20	3
5310-00-582-5965	24	4	5935-01-005-3579	30	3
5310-00-582-5965	33	17	5935-01-006-8570	30	1
5310-00-596-7691	34	41	5935-01-024-4028	10	2
5310-00-596-7693	33	21	5935-01-024-4028	15	1
5930-00-655-1514	23	4	5935-01-058-9269	10	1
5995-00-681-8437	4	24	5935-01-058-9209	12	1
5995-00-681-8437	4	25	5935-01-058-9269	16	2
5805-00-715-6171	1	2	5815-01-062-8194	1	6
6145-00-752-2473	8	3	5310-01-064-8787	22	10
5310-00-809-4058	13	2	5310-01-064-8187	24	3
5310-00-809-4058	16	27	5935-01-014-8665	21	5
5310-00-809-4058	20	4	5935-01-074-8665	21	7

FIGURE ITEM  
FSCM

FIGURE ITEM  
PART NUMBER  
NU.

NO.  
NO.

NO.

FSCM PART NUMBER

## NATIONAL STOCK NUMBER AND PART NUMBER INDEX

80058	AN/UGC-74A(V)3	1	6	96906	MS3116J-10-98S		
88044	AN3C4	6	21	96906	MS3116J-14-12S	39	1
80058	CSM-4566/G	8	1	96906	MS3116J-14-5S	31	2
80058	CX-4693/U	8	2	96906	NS3116J-16-26P	29	1
80058	CX-4763	7	13	96906	MS34206A	31	1
80058	CX-4764	7	12	96906	MS35058-22	23	4
80058	CX-4765	7	14	96906	MS35190-290	8	4
80058	CX-4766	7	15	96906	MS35192-42	5	6
80058	CX-4767	7	11	96906	MS35192-70	3	18
80058	CX-4768	4	19	96906	MS35193-56	3	j
80058	CX-4768	4	20	96906	MS35193-56	5	11
80058	CX-4768	4	21	96906	MS35193-56	6	13
80058	CX-4168	4	22	96906	MS35206-215	21	9
80058	CX-4768	4	23	96906	MS35206-230	21	[5]
80058	CX-4768/U(10INI)	4	24	96906	MS35206-233	2	19
80058	CX-4768/U10N)	4	25	96906	MS35206-245	2	7
80058	CX-4770	4	13	96906	MS35206-245	3	5
80058	CX-4771	4	14	96906	MS35206-245	6	4
80058	CX-4876	4	16	96906	MS35206-245	9	11
80058	CX-4878	4	15	96906	NS35206-245	33	1
81349	CO-02MGE(2/20)SJ0290	25	2	96906	MS35206-245	34	24
81349	CO-02MGE(21201)SJ0290	31	3	96906	MS35206-248	2	11
81349	CO-02MGE(212010263	26	2	96906	NS35206-248	9	5
81349	CO-03MLF(3/16)SJ0420	30	2	96906	MS35206-25	23	2
80058	DAM-41/TSEC	1	7	96906	MS35206-279	15	4
80058	F-316/U	1	6	96906	MS35206-219	20	1
80063	J-1077A/U	6	17	96906	MS35207-263	5	5
80058	KAD-33/TSEC	1	7	96906	MS35207-263	24	10
80058	KAM-1/TSEC	1	7	96906	MS35207-263	33	11
80058	KAM-10/TSEC	1	7	96906	MS35207-264	2	15
96906	MSM-35338-41	32	13	96906	MS35207-264	t	10
96906	MS17183-7	2	5	96906	MS35207-264	7	6
96906	MS21044C08	3	8	96906	MS35207-264	8	12
96906	MS21044C08	6	6	96906	MS35207-265	2	29
96906	MS21044N3	3	1	96906	MS35208-70	2	31
96906	MS21044N3	4	11	96906	NS35291-3	7	1
96906	MS21044N3	6	10	96906	NS35291-38	3	10
96906	MS21044N3	7	8	96906	MS35291-38	6	3
96906	MS24583-55	33	16	96906	MS35291-6	2	24
96906	MS24625-20	32	5	96906	MS35291-6	4	6
96906	MS24625-30	2	26	96906	MS35291-6	5	14
96906	MS24625-30	9	2	96906	MS35291-6	6	19
96906	MS24625-30	32	8	96906	MS35291-6	8	16
96906	MS24625-33	34	36	96906	NS35335-16	32	12
96906	S525036-114	10	5	96906	MS353J5-17	33	21
96906	MS27183-10	13	2	96906	MS35335-32	34	41
96906	MS27183-10	16	27	96906	NS35336-26	3	17
96906	MS27183-10	20	4	96906	MS35336-26	4	3
96906	MS27183-10	22	11	96906	MS35331-17	34	35
96906	MS27183-10	24	5	96906	MS35337-23	2	6
96906	MS27183-12	2	22	96906	MS35337-23	3	13
96906	MS27183-12	3	16	96906	MS35337-23	6	9
96906	MS27183-12	7	3	96906	MS35337-23	9	3
96906	MS27183-12	8	18	96906	MS35331-23	33	6
96906	MS27183-12	33	13	96906	MS35331-23	34	25
96906	MS27183-21	33	18	96906	NS35337-24	2	16
96906	MS27183-3	21	10	96906	MS35337-24	5	4
96906	MS27183-3	23	8	96906	MS35337-25	8	11
96906	MS27183-5	32	6	96906	MS35338-25	1	2
96906	MS27183-7	3	7	96906	MS35338-26	3	9
96906	MS27183-7	6	5	96906	MS35338-40	21	d
96906	MS27183-7	6	11	96906	MS35338-40	23	9
96906	MS27183-7	9	6	96906	MS35338-43	33	10
96906	MS27183-7	32	9	96906	MS35338-43	34	44
96906	MS27183-7	33	19	96906	MS35338-44	2	23
96906	MS27183-8	2	17	96906	MS35338-44	6	18
96906	MS27183-8	3	2	96906	MS35338-44	8	17
96906	MS27183-8	5	3	96906	MS35338-44	15	3
96906	MS27183-8	8	10	96906	MS35338-44	20	5
96906	MS27183-8	12	29	96906	MS35338-44	24	4
96906	MS27183-8	14	2	96906	MS35338-44	33	17
96906	MS27183-8	17	2	96906	MS35338-45	4	4
96906	MS27183-8	34	45	96906	MS35338-45	6	2
96906	MS3112E10-98S	21	5	96906	MS35338-45	7	9
96906	MS3112E10-98S	21	7	96906	MS35338-45	33	14
81349	MS3116J-10-98P	27	1	96906	MS35425-31	34	43
96906	MS3116J-10-98P	28	3	96906	MS35425-70	22	10
96906	MS3116J-10-98P	29	3	96906	MS35425-70	24	3
96906	MS3116J-10-98S	27	1	96906	NS35457-25	34	40
96906	MS3116J-10-98S	28	1	96906	MS35649-102	34	42

## SECTION IV

TM 11-5805-312-24P

NATIONAL STOCK NUMBER AND PART NUMBER INDEX									
FSCM	PART NUMBER	NATIONAL STOCK NUMBER	FIGURE NO	ITEM NO.	FSCM	PART NUMBER	NATIONAL STOCK NUMBER	FIGURE NO.	ITEM NO.
96906	MS35649-2252		20	3	80063	SC-D-950024-045		16	7
96906	MS35649-242		21	11	80063	SC-i-950024-045		11	17
96906	MS35669-242		23	10	80063	SC-O-954738-043	16 O10		
96906	MS35649-82		33	22	80063	SC-U-959725-007		12	4
96906	MS35650-130		24	8	80063	SC-D-959725-013		16	12
96906	MS35650-302		12	28	80063	SC-D-959125-017		16	24
96906	MS35650-302		14	1	80063	SC-D-959725003		12	3
96906	MS35650-302		17	1	80063	SC-D-959126-001		12	21
96906	MS51922-9		24	1	80063	SC-D-959726-007		12	19
96906	MS90725-2		3	15	80063	SC-D-959126-013		12	17
96906	HS90725-32		3	26	80063	SC-D-959126-021		12	23
96906	MS90725-32		4	5	80063	SC-O-959726-027		12	25
96906	MS90725-32		6	16	80063	SC-D-959726-033		12	21
96906	MS90725-32		7	10	80063	SC-D-959126-041		16	11
96906	MS90725-32		33	15	80063	SC-D-959726-047		16	15
96906	MS90725-5		13	1	80063	SC-D-959726-053		16	1L
96906	MS90725-5		16	26	80063	SC-D-959726-061		16	19
81349	M642/4-1		25	1	80063	SC-O-959726-067		16	1I
81349	M642/4-1		26	1	80063	SC-D-959726-073	L16		23
81349	PJ055R		25	1	80063	SC-D-959726-084		21	24
81349	PJ055R		26	1	80063	SC-D-959726-089		21	21
81349	RC-435/U		8	7	80063	SC-D-959726-094		21	2J
81349	RCR32G273JS		23	12	80063	SC-D-9j9726-099		21	40
80058	SM-1T6C/MSC-29M00		1	8	80063	SC-D-959726-L04		ZL	31
80058	SA-331()/U		8	15	80063	SC-D-959726-109		21	39
80058	SB-22A/PT		1	2	80063	SC-D-959727		21	18
80063	SC-A-46608		8	3	80063	SC-D-959727-1		21	20
80063	SC-A-46658		2	18	80063	SC-D-959734		22	4
80063	SC-B-959778		12	14	80063	SC-D-959735		12	8
80063	SC-B-959779		12	15	80063	SC-D-959735		1J	J
80063	SC-8-959780		13	5	80063	SC-D-959735		16	29
80063	SC-8-959780		16	6	80063	SC-D-959735		18	2
80063	SC-C-379944		27	3	80063	SC-D-959738-001	1L2		20
80063	SC-C-379944		28	2	80063	SC-D-959738-007		12	ld
80063	SC-C-379944		29	4	80063	SC-D-959718-013		12	16
80063	SC-C-539759-K		12	38	80063	SC-D-959738-016		12	22
80063	SC-C-539759-K		19	1	80063	SC-D-959738-022		12	24
80063	SC-C-539759-2		12	31	80063	SC-D-959738-028		12	26
80063	SC-C-539759-2		14	3	80063	SC-D-959738-031		16b	L6
80063	SC-C-539759-2		17	3	80063	SC-D-959738-037		L6b	14
80063	SC-C-539759-3		10	3	80063	SC-D-959738-046		16	ld
80063	SC-C-539759-3		12	12	80063	SC-D-959738-052		16	20
80063	SC-C-539759-4		12	9	80063	SC-D-959738-058		16	c2D
80063	SC-C-539759-4		13	4	80063	SC-D-959738-064		21	22
80063	SC-C-539759-5		11	1	80063	SC-D-959738-069		21	28
80063	SC-C-549759-4		16	28	80063	SC-D-959738-074		21L	l21
80063	SC-C-549759-4		18	3	80063	SC-D-959738-079		21L	26
80063	SC-C-564248		23	3	80063	SC-D-959738-084		2I	J8
80063	SC-C-564248-1		23	6	80063	SC-D-959138-089	L21		44
80063	SC-C-564248-2		23	7	80063	SC-D-959738-094		21	43
80063	SC-C-564248-3		23	5	80063	SC-D-959738-099		21	42
80063	SC-C-578606		23	11	80063	SC-D-959745-004		14	9
80063	SC-C-578774		23	1	80063	SC-D-959745-009		17	12
80063	SC-C-959434		21	17	80063	SL-D-959746-003		14	d
80063	SC-C-959452		24	9	80063	SC-D-959146-009		17	8
80063	SC-C-959410-2		24	6	80063	SC-D-959746-014		14	7
80063	SC-C-959731		22	2	80063	SC-D-959746-018		12	33
80063	SC-C-959733		22	1	80063	SC-D-959746-023		17	1
80063	SC-C-959737		12	30	80063	SC-D-959746-028		L1	13
80063	SC-C-959737		14	11	80063	SC-D-959749		21	16
80063	SC-C-959137		17	11	80063	SC-D-959750		12	31
80063	SC-C-959763-001		21	25	80063	SC-D-959755		11	10
80063	SC-C-959763-002		21	41	80063	SC-D-959756		16	1
80063	SC-C-959763-3		21	33	80063	SC-U-959757		15	2
80063	5SC-C-959763-4		21	6	80063	SC-D-959758		20	2
80063	SC-C-959767		10	4	80063	SC-D-959762-1		22	6
80063	SC-C-959768		12	13	80063	SC-D-959762-2		22	5
80063	SC-C-959784		16	3	80063	SC-D-959762-3		22	7
80063	SC-C-960036		31	5	80063	SC-D-959762-4		22	3
80063	SC-C-960037		31	4	80063	SC-D-959762-9		22	8
80063	SC-D-14158		8	13	80063	SC-D-959765		13	6
80063	SC-D-539676-46		22	9	80063	SC-D-959765		16	30
80063	SC-D-539676-48		24	7	80063	SC-D-959770-001		21	2
80063	SC-D-539781-3		21	19	80063	SC-D-959770-006		21	14
80063	SC-D-564240		11	4	80063	SC-D-959770-011		21	13
80063	SC-D-564240		12	41	80063	SC-D-959170-016		21	12
80063	SC-D-564240		19	2	80063	SC-D-959770-021		21	30
80063	SC-D-618322-6		25	3	80063	SC-D-959770-026		21	36
80063	SC-D-681322-2		27	2	80063	SC-D-959770-031		21	35
80063	5C-O-681322-8		30	4	80063	SC-D-959770-036		21	34

## SECTION IV

TM 11-5805-312-24P

NATIONAL STOCK NUMBER AND PART NUMBER INDEX									
FSCM	PART NUMBER	NATIONAL STOCK NUMBER	FIGURE NO	ITEM NO.	FSCM	PART NUMBER	NATIONAL STOCK NUMBER	FIGURE NO.	ITEM NO.
80063	SC-D-959771-001		12	36	80063	SM-C-475839		3	24
80063	SC-D-959771-006		11	5	80063	SM-C-475842		5	8
80063	SC-D-959772		12	10	80063	SM-C-475846		7	7
80063	SC-D-959772		16	8	80063	SM-C-475864		8	9
80063	SC-D-959772		18	1	80063	SM-C-475884		5	12
80063	SC-D-959773-003		12	2	80063	SM-C-475897		2	33
80063	SC-D-959773-013		16	13	80063	SM-C-47589B		2	34
80063	SC-D-959773-017		16	25	80063	SM-C-475903		3	12
80063	SC-D-959774-001		21	4	80063	SM-L-476000-2		34	11
80063	SC-D-959774-006		21	1	80063	SM-C-476084		3	25
80063	SC-D-959774-011		21	3	80063	SM-C-147605		6	15
80063	SC-D-959774-016		21	32	80063	SM--476091		9	9
80063	SC-D-959774-021		21	29	80063	SM-C-476093		9	4
80063	SC-D-959774-026		21	31	80063	SM-C-476094		9	8
80063	SC-D-959775		14	10	80063	SM-C-476095		9	7
80063	SC-D-959776-001		12	32	80063	SM-C-47610L4-GRL		33	20
80063	SC-D-959776-006		11	14	80063	MC-476104--GR1		34	3
80063	SC-D-959781-001		12	35	80063	SM-C-476104-GR2		32	2
80063	SC-D-959781-005		IT	15	80063	SM-C--46104-GR2		33	1
80063	SC-D-95978L-011		12	34	80063	SM-C-476104-GR2		34	13
80063	SC-D-959781-015		17	16	80063	SM-C--T6LO40GR3		34	8
80063	SC-D-959782-002		14	6	80063	SM-C-476LO104-GR4		33	4
80063	SC-D-959782-009		1L	4	80063	SC-47610-GR5		32	1
80063	SC-D-959782-012		11	3	80063	SM-C-476104-GR5		34	26
80063	SC-D-959782-019		12	39	80063	SM-C-476134		2	14
80063	SC-D-959782-024		19	6	80063	SM-C-416138		4	2
80063	SC-D-959782-028		19	4	80063	SM-C-476170		6	20
80063	SC-D-959782-032		14	5	80063	S'-C-476814		2	10
80063	SC-D-959782-039		17	6	80063	\$n-C-476863		33	8
80063	SC-D-959782-042		11	2	C0063	SM-C-476863		34	22
80063	SC-D-959782-049		12	40	80063	SM-C-477287		2	9
80063	SC-D-959782-054		19	5	80063	SM-C-478133		3	19
80063	SC-D-959782-058		19	3	80063	SM-C-478192		2	4
80063	SC-D-960024-006		12	7	80063	SM-C-478265		2	27
80063	SC-D-960024-015		12	11	80063	SM-C-478328		5	9
80063	SC-D-960024-015		14	4	80063	SM-D-410229		34	19
80063	SC-D-960024-035		16	9	80063	SM-D-475320		33	12
80063	SC-D-960025-001		12	5	80063	SM-D-475348-1		2	2
80063	SC-D-960025-001		16	4	80063	SM-D-475348-2		2	1
80063	SC-D-960027-000		12	6	80063	SM-D-475754-1		5	10
80063	SC-D-960027-001		16	5	80063	SM-D-471754-19		2	8
80058	SC-2894/FG		4	26	80063	SM-D-475154-2		4	7
80063	SM-B-323533		32	7	80063	SM-D-475754-24		4	18
80063	SM-B-335344		2	12	80063	SM-D-415754-25		4	11
80063	SM-B-335531A		32	15	80063	SM-D-475754-3		4	9
80063	SM-B-352166		4	12	80063	SM-D-475754-3		1	11
80063	SM-B-370868		4	8	80063	SM-D-475754-5		5	1
80063	SM-B-370868		7	16	80063	SM-D-475818-GRI		34	32
80063	SM-B-475297		3	20	80063	SM-D-475818-GRII		34	B48
80063	SM-B-475383		2	35	80063	SM-D-475895		6	22
80063	SM-B-475715		4	1	80063	SM-D-475907		2	10
80063	SM-B-475755		5	15	80063	SM-D-415918		34	23
80063	SM-B-475769		3	11	80063	SM-D-475918 GRI		3	22
80063	SM-B-475806		3	4	80063	SM-D-475944		3	14
80063	SM-B-475806		6	1	80063	SM-D-475953 GRII		7	4
80063	SM-B-475811		9	1	80063	SM-D-475953GRI		4	27
80063	SM-B-475841		3	27	80063	SM-D-475953GRII		7	5
80063	SM-B-476083		3	6	80063	SM-D-47598GR2		6	12
80063	SM-B-476083		6	7	80063	SM-D-475966		33	b
80063	SM-B-476162		8	20	80063	SM-D-476000		2	4
80063	SM-B-476165		8	5	80063	SM-D-416000-11		34	47
80063	SM-B-476166		8	6	80063	SM-D-476000-2		32	4
80063	SM-B-478182		2	32	80063	SM-D-476000-22		34	37
80063	SM-B-478266		2	25	80063	SM-D-416000-23		34	34
80063	SM-B-478270		2	30	80063	SM-D-476000-24		34	39
80063	SM-B-478310		2	3	80063	SM-D-476000-25		34	38
80063	SM-B-478316		2	28	80063	SM-D-47600027		32	10
80063	SM-B-478318		5	2	80063	SM-D-476000-28		33	3
80063	SM-B-730719		24	2	80063	SM-D-476000-4		34	16
80063	SM-C-475166		2	20	80063	SM-D-476000-5		32	14
80063	SM-C-475219GR2		8	14	80063	SM-L-476000-6		3	11
80063	SM-C-475267GR1		5	1	80063	SM-D-476L00		34	12
80063	SM-C-475293		8	19	80063	SM-D-476102		32	3
80063	SM-C-475300		2	13	80063	SM-D-47620L		34	LO
80063	SM-C-475829		9	10	80063	SM-D-476202Z		34	9
80063	SM-C-475830		3	21	80063	SM-D-476203		34	6
80063	SM-C-475836		3	23	80063	SM-D-476204		34	30
80063	SM-C-475837		6	14	80063	SM-D-476205		34	29
80063	SM-C-475838		6	8	80063	SM-D-476206		34	15
80063	SM-C-475838		34	31	80063	SM-D-476207		34	21

## SECTION IV

TM 11-5805-312-24P

		NATIONAL STOCK NUMBER AND PART NUMBER INDEX							
FSCM	PART NUMBER	NATIONAL STOCK NUMBER	FIGURE NO	ITEM NO.	FSCM	PART NUMBER	NATIONAL STOCK NUMBER	FIGURE NO.	ITEM NO.
80063	SM-D-476208		34	28	80058	TA-182I/		1	3
80063	SM-D-476210		34	17T	0058	TA-312/PT		1	1
80063	SM-D-476212		34	18	80058	TH-22		1	4
80063	SM-D-476213		34	21	80058	TH-STG		1	4
80063	SM-D-476214		34	20	87930	U-106/W		34	2
80063	SM-D-476215		34	33	81348	W-C-5961L3-3		30	3
80063	SM-D-476218		34	7	81348	WC596/40-2		10	1
80063	SM-D-476219		34	4	81348	WC596/40-2		12	1
80063	SM-D-478105		8	8	81348	WC59640-2		16	2
80063	SM-D-478107		34	14	81348	WC596/4L-2		10	2
80063	SM-D-678263		33	9	81348	WC596/41-2		15	1
80063	SM-D-478264		33	2					

111/(112 BLANK)

By Order of the Secretary of the Army:

Official:

**ROBERT M. JOYCE**

*Major General, United States Army  
The Adjutant General*

**E. C. MEYER**

*General, United States Army  
Chief of Staff*



RECOMMENDED CHANGES TO EQUIPMENT TECHNICAL PUBLICATIONS



THEN...JOT DOWN THE DOPE ABOUT IT ON THIS FORM. CAREFULLY TEAR IT OUT, FOLD IT AND DROP IT IN THE MAIL.

**SOMETHING WRONG WITH PUBLICATION**

FROM: (PRINT YOUR UNIT'S COMPLETE ADDRESS)

---

DATE SENT

PUBLICATION NUMBER	PUBLICATION DATE	PUBLICATION TITLE
--------------------	------------------	-------------------

BE EXACT PIN-POINT WHERE IT IS				IN THIS SPACE, TELL WHAT IS WRONG AND WHAT SHOULD BE DONE ABOUT IT.
PAGE NO.	PARA-GRAPH	FIGURE NO.	TABLE NO.	

TEAR ALONG PERFORATED LINE

PRINTED NAME, GRADE OR TITLE AND TELEPHONE NUMBER	SIGN HERE
---	-----------

DA FORM 1 JUL 79 2028-2

PREVIOUS EDITIONS ARE OBSOLETE.

P.S.--IF YOUR OUTFIT WANTS TO KNOW ABOUT YOUR RECOMMENDATION MAKE A CARBON COPY OF THIS AND GIVE IT TO YOUR HEADQUARTERS.

# The Metric System and Equivalents

## Linear Measure

1 centimeter = 10 millimeters = .39 inch  
 1 decimeter = 10 centimeters = 3.94 inches  
 1 meter = 10 decimeters = 39.37 inches  
 1 dekameter = 10 meters = 32.8 feet  
 1 hectometer = 10 dekameters = 328.08 feet  
 1 kilometer = 10 hectometers = 3,280.8 feet

## Weights

1 centigram = 10 milligrams = .15 grain  
 1 decigram = 10 centigrams = 1.54 grains  
 1 gram = 10 decigrams = .035 ounce  
 1 dekagram = 10 grams = .35 ounce  
 1 hectogram = 10 dekagrams = 3.52 ounces  
 1 kilogram = 10 hectograms = 2.2 pounds  
 1 quintal = 100 kilograms = 220.46 pounds  
 1 metric ton = 10 quintals = 1.1 short tons

## Liquid Measure

1 centiliter = 10 milliliters = .34 fl. ounce  
 1 deciliter = 10 centiliters = 3.38 fl. ounces  
 1 liter = 10 deciliters = 33.81 fl. ounces  
 1 dekaliter = 10 liters = 2.64 gallons  
 1 hectoliter = 10 dekaliters = 26.42 gallons  
 1 kiloliter = 10 hectoliters = 264.18 gallons

## Square Measure

1 sq. centimeter = 100 sq. millimeters = .155 sq. inch  
 1 sq. decimeter = 100 sq. centimeters = 15.5 sq. inches  
 1 sq. meter (centare) = 100 sq. decimeters = 10.76 sq. feet  
 1 sq. dekameter (are) = 100 sq. meters = 1,076.4 sq. feet  
 1 sq. hectometer (hectare) = 100 sq. dekameters = 2.47 acres  
 1 sq. kilometer = 100 sq. hectometers = .386 sq. mile

## Cubic Measure

1 cu. centimeter = 1000 cu. millimeters = .06 cu. inch  
 1 cu. decimeter = 1000 cu. centimeters = 61.02 cu. inches  
 1 cu. meter = 1000 cu. decimeters = 35.31 cu. feet

## Approximate Conversion Factors

To change	To	Multiply by	To change	To	Multiply by
inches	centimeters	2.540	ounce-inches	newton-meters	.007062
feet	meters	.305	centimeters	inches	.394
yards	meters	.914	meters	feet	3.280
miles	kilometers	1.609	meters	yards	1.094
square inches	square centimeters	6.451	kilometers	miles	.621
square feet	square meters	.093	square centimeters	square inches	.155
square yards	square meters	.836	square meters	square feet	10.764
square miles	square kilometers	2.590	square meters	square yards	1.196
acres	square hectometers	.405	square kilometers	square miles	.386
cubic feet	cubic meters	.028	square hectometers	acres	2.471
cubic yards	cubic meters	.765	cubic meters	cubic feet	35.315
fluid ounces	milliliters	29.573	cubic meters	cubic yards	1.308
pints	liters	.473	milliliters	fluid ounces	.034
quarts	liters	.946	liters	pints	2.113
gallons	liters	3.785	liters	quarts	1.057
ounces	grams	28.349	liters	gallons	.264
pounds	kilograms	.454	grams	ounces	.035
short tons	metric tons	.907	kilograms	pounds	2.205
pound-feet	newton-meters	1.356	metric tons	short tons	1.102
pound-inches	newton-meters	.11296			

## Temperature (Exact)

°F	Fahrenheit	5/9 (after	Celsius	°C
	temperature	subtracting 32)	temperature	

